

VELUX®

Product Catalogue

Republic of Ireland Price List (excludes VAT)
Valid from 1st February 2023
velux.ie



Contact us

If you need more information or technical support, we are here to help.

Telephone: 01 816 1620
E-mail: sales@velux.ie

Website: velux.ie



Contents

- 4 Transforming spaces
- 5 It's our nature
- 6 Why VELUX®
- 8 News
- 20 Your guide to getting the right solution
- 21 Our roof window features at a glance
- 22 Standard glazing
- 23 Special glazing
- 163 Practical information
- 170 Size and replacement

27 Intelligent Home Control

33 Roof windows

85 Installation and flashings

105 Flat roof windows

121 Blinds and shutters

153 Sun tunnels

159 Accessories

Transforming spaces into favourite places

We all look for the perfect place where we can relax, recharge and feel content – or even be more productive. And often, without us noticing, it is a place filled with daylight and fresh air.

For over 80 years, the VELUX Group has helped people transform spaces using daylight and fresh air through the roof. By creating brighter, healthier, more sustainable places to live, work, learn and play, we enable a better everyday life for people around the world.

Our award-winning roof windows can fit any roof – flat, pitched, old or new – and can be accessorised with VELUX blinds

and shutters. You can even add more space to your home with a VELUX roof balcony or upgrade your roof windows to VELUX ACTIVE with NETATMO, intelligent home solution.

VELUX roof windows are built to last. We take pride in our craft and high-quality products. But what you may not see is that VELUX roof windows are part of an ambitious sustainability

strategy. We plan to capture the VELUX Group's historical carbon footprint, alongside dramatically reducing future emissions to make us lifetime carbon neutral by 2041.

In other words, there are several reasons to take a deep breath and look out of a VELUX roof window.



It's our nature

With our Sustainability Strategy 2030, we have made a commitment to capture our historical CO₂ emissions and reach carbon neutrality by 2041 – our 100-year anniversary.

Acting sustainably has always been in our nature at VELUX. That's why in 2020, we introduced a pioneering new commitment as we enter what the UN describes as the Decade of Action. Our plan is to dramatically reduce our future carbon emissions in line with science, and at the same time capture our historical carbon footprint all the way back to the time of our founding in 1941,

by protecting and restoring forests. At our centennial anniversary in 2041, we will be Lifetime Carbon Neutral.

To capture our historical carbon footprint, we have started a 20 year-long partnership with WWF (World Wide Fund for Nature) on forest and nature projects around the world.

Going forward, we will drive down our future carbon emissions by accelerating our investments in energy efficiency, shift to 100% renewable electricity, as well as substantially change the way we specify and purchase materials for our products. In short, if you buy a VELUX roof window in 2020 and a similar roof window in 2030, the 2030 roof window will contain 50% less CO₂. By 2030, we will be a carbon neutral company and will have halved carbon emissions across our entire value chain.

When you buy a VELUX solution, you are part of this journey. You will also automatically find yourself at the forefront of roof window technology that creates better and healthier homes. For example, by applying smart sensor-based solutions to a roof window, you can benefit from a self-regulating indoor climate for sustainable indoor living.

We all need a healthy home – including Mother Nature. With our new Sustainability Strategy, we are doing everything we can to make that happen.

Why VELUX®

All over the world, VELUX roof windows contribute to healthy indoor environments by letting in fresh air and daylight. Here are five other good reasons why you should consider an original VELUX roof window.

80 years of innovation

When the first VELUX roof window transformed a dark attic into a liveable space, it was a revelation. That was 80 years ago but our passion for daylight, fresh air and better living environments continues to this day, and can be seen in constant innovation and award-winning design.



Extensively tested

VELUX products are designed to meet the highest quality standards and are thoroughly tested. For example, all roof windows are tested to withstand a year's worth of rainfall in just 15 minutes. They are also opened and closed 25,000 times – the equivalent of opening and closing the window every day for 68 years!

10-year guarantee

We strive to ensure the quality of all VELUX products and accessories lives up to our customers' exacting standards. However, in the rare event that you experience a problem with your VELUX roof window, we offer a 10-year guarantee on all core products. On blinds, shutters and electrical products we offer up to a 3-year guarantee. We also offer up to 25 years' availability on spare parts.



Here for you

When you need support, our team is never more than a phone call away. The expert team are trained to give you as much in-depth assistance on planning, installation and aftercare as you need. Call us on 01 816 1620.



Focused on sustainability

Sustainability is ingrained in everything we do. Not only do VELUX roof windows save energy and last for generations, but our production facilities strive to achieve zero waste, source responsibly and continually reduce environmental impact.

Turn your **dreams** into reality with the new **2in1** and **3in1** roof windows

News

More daylight in one installation



News

Available
March 2023



Double the daylight in one installation

Introducing the new VELUX 2in1 roof window

Enjoy an easier way to get more daylight and fresh air into your room. Made for rooms of 10m² and larger, the new 2in1 roof window fits perfectly in most small to medium rooms, doubling the daylight in one installation for stunning transformations.

The slim profiles of the 2in1 roof window bring in more daylight, open up the view to the outside and create a fabulous addition to your home. Furthermore, it's great value for money as it uses multiple roof windows in a single frame for a simple and more cost-effective installation.

Two windows, one installation

The unique design gives you the easiest and most cost-effective way to let more daylight into your room.

More daylight

Compared to a single roof window, the 2in1 increases daylight in your room by up to 249% for a much more spacious feel.

Aesthetic design

With a slim profile, you get a stylish look that maximises the amount of daylight entering the room.

Full heat protection program

A wide assortment of interior blinds and exterior heat protection accessories are available so you can maintain a comfortable temperature in your room all year round.



One openable sash

News

More daylight in one installation

Turn any space into a light, bright, and favourite place

There is now an easier way to achieve more daylight. The new 2in1 and 3in1 roof windows create a stunning impact that can transform any space.

A new standard for daylight is here. Create an incredible panoramic view with our new 2in1 and 3in1 roof windows, bringing more light and fresh air into your room and allowing you to unlock the potential of any space in one simple, single installation. Perfect for rooms from 10m² and above.

- Slim profiles for more daylight and view
- Exclusive feeling of spaciousness
- Most affordable way to the right amount of daylight
- One frame for easy installation



Compatible with most VELUX interior blinds and exterior heat protection solutions



Easy installation



Slim profiles

Get the daylight you need from the start

Natural light has the most important role in transforming your space, making it feel larger and more energised. With multiple sashes in one frame it has never been easier to get the right amount of daylight in one go.

Read more about the full range from page 33.

2in1 roof window available March 2023

Designed to complement heritage

News

Heritage conservation roof window

Sensitively enhancing the future value of historical buildings

A historical building is a gift from days gone by. It tells the tale of a rich and diverse building tradition. It shows us how life used to be.

The new Heritage conservation roof window is designed to be in harmony with historical façade aesthetics. Slim and elegant and sitting flush to the roofing material, it blends beautifully into historical roofs.

Inspired by today and tomorrow, as much as the past, it enhances modern indoor living and helps to transform spaces into favourite places.

Designed for heritage

Co-created with conservation specialists and specifically designed to be in keeping with heritage aesthetics of traditional buildings, and properties located in conservation areas.

Seamless fit

From the slim profile, down to the authentic glazing bar and step pane, every element of the Heritage conservation roof window is carefully considered.

Made to last

Tried and tested in northern Europe's largest wind tunnel for wind and water resistance.

Installation

Flashing kit for easier and faster installation as no time-consuming customisation with lead is required. Option of outside or inside installation for ultimate convenience.



New and improved installation process

Every roof window installation job requires skill and experience – as well as the right tools and materials. The VELUX installation process is designed and optimised to support your workflow so you can achieve the best possible results.

To make your work more efficient, we have made a number of improvements to the products used throughout the installation – from magnetic screws to the easy-to-apply underfelt collar.

We've also introduced installation products into our flashing set, so you have everything you need in one box for a perfect installation.

[Read more from page 85](#)





News

CO₂ reduced with recycled materials

More natural by design

Blinds that bring the feeling of nature into your home

Our new Nature Collection of roller blinds come in a range of colours that allow you to bring the peace and tranquillity of nature directly into your home.

Designed for maximum light control, perfect fit and long-lasting performance, they are the natural choice for getting the most out of your VELUX roof windows.

They are certified Standard 100 and STeP by OEKO-TEX® (1076-184 DTI) and are primarily made from recycled materials – which halves their carbon footprint compared with other collections – because it's our nature.


Join us on our sustainability journey. Read more about the collection on page 135.

Nature Collection blinds available March 2023.

Blackout roller blind (DKY)

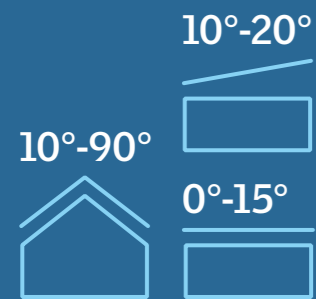


Translucent roller blind (RFY)



Your guide to getting the right solution

Natural light is essential to your wellbeing. Window size, as well as the number of windows, is fundamental to how your space will look and feel.

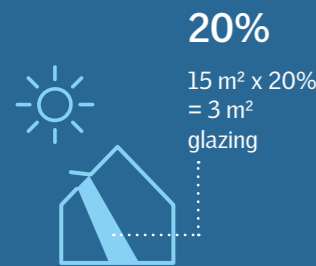


1. Identify roof pitch
VELUX roof windows can be installed in both pitched and flat roofs.

Use the tabs to find the roof window type that best suits your project.



5. Choose roof window operation
Most VELUX roof windows can either be operated manually or automatically via a remote switch. Solar and electric options are available, perfect for out-of-reach areas.



2. Get the right amount of daylight
For optimal comfort, we recommend that the glazed areas represent 20% of the overall floor space.



6. Choose installation products
VELUX provide a range of flashings to suit your roofing material. They are designed to provide a durable, 100% watertight and weather-proof seal between the window and the roof.



3. Choose glazing
Get the glazing option that's right for your space – from extra noise reduction to diminish outside street noise to triple glazing for enhanced thermal efficiency. Find out more on page 22.



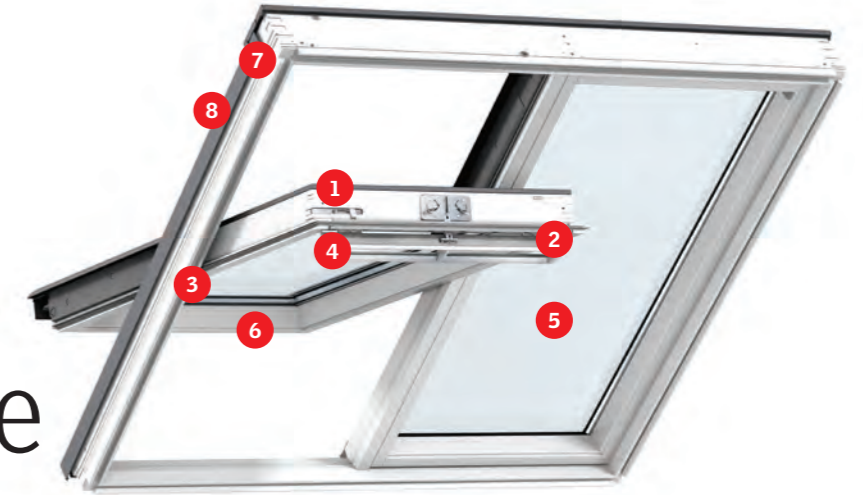
7. Choose daylight control and heat protection
Select interior blinds for light dimming or blackout. Choose from a wide range of blind types and colours to match the room type and style. Select exterior products for heat protection and blackout. This will keep your home cool on hot days and nights. See full range of manual and remote operated blinds and shutters from page 121.

White polyurethane
White painted
Clear lacquered



4. Choose interior finish
VELUX roof windows come in a variety of materials to match all interior styles. Find the perfect interior finish for your project and your room.

Our roof window features at a glance




1. Roof window can be rotated 180° and secured in place with built-in barrel bolt for easy cleaning from the inside.



5. All standard glazing comes with premium features like safety lamination, toughened glass, UV filter and our unique rain noise reduction.



2. Ventilation bar lets fresh air into your home even when roof window is closed.




6. VELUX ThermoTechnology™ transfers less energy and keeps your home warm.

ThermoTechnology™



3. High-quality pivot hinges for smooth operation.




7. Simple red and blue line bracket system differentiates between standard and recessed installation.



4. Pre-mounted brackets for straightforward blind installation. Simply click on the blind and add the pre-cut side channels.



8. Click-on covers make your installation easier, faster and safer.



Standard glazing



Made for Comfort

Glazing 70
Provides great comfort with all the standard features, including new rain noise reduction, laminated safety glass, protection from UV rays, and extra-strength toughened glass.

✓	✓	✓	✓		
Thermal transmittance window	Uw 1.3	●●			
Thermal transmittance glazing	Ug 1.0	●●●			
Energy transmittance	g 0.46	●●			
Sound insulation	35 dB	●●			
Layers of glass	2				



Made for Better comfort

Glazing 68
3-layer glazing that offers all features of the Comfort Glazing 70 and better energy efficiency. Reduces the feeling of cold that comes from a window during winter.

✓	✓	✓	✓		
Thermal transmittance window	Uw 1.1	●●●			
Thermal transmittance glazing	Ug 0.7	●●●●			
Energy transmittance	g 0.49	●●			
Sound insulation	35 dB	●●			
Layers of glass	3				



Made for Well-being

Glazing 66
3-layer glazing that minimises the feeling of cold and blocks outside noise so you can feel warm and relaxed. Easy-to-clean and anti-dew coatings provide clearer views.

✓	✓	✓	✓	✓	✓
Thermal transmittance window	Uw 1.0	●●●			
Thermal transmittance glazing	Ug 0.6	●●●●			
Energy transmittance	g 0.44	●●			
Sound insulation	37 dB	●●●			
Layers of glass	3				



Made for The best experience

Glazing 67
Our best performing 3-layer glazing provides the ultimate combination of thermal efficiency and noise reduction to deliver optimal energy efficiency and indoor comfort.

✓	✓	✓	✓	✓	✓
Thermal transmittance window	Uw 0.83	●●●●			
Thermal transmittance glazing	Ug 0.4	●●●●●			
Energy transmittance	g 0.44	●●			
Sound insulation	38 dB	●●●			
Layers of glass	3				

Glazing features

Rain noise reduction
Enjoy a good night's sleep without being awoken by heavy rain noise on the roof window.

Safety lamination
Prevents glass from falling into the room in case of accidental breakage.

Toughened glass
Adds strength to the outer pane protecting against external environmental factors.

UV filter
Protects your interior furnishings from fading due to the sun's harmful UV rays.

Easy-to-clean
Dirt-repellent coating lets you spend less time cleaning and more time enjoying the view.

Anti-dew
Hydrophobic coating reduces the amount of dew that can form on the outside for a clearer view.

- **Good**
- **Very good**
- **Excellent**
- **Best**

Special glazing



Made for Heat protection

Glazing 69
This 3-layer glazing filters out the heat from the sun's rays to keep your home more comfortable. High thermal efficiency prevents the feeling of cold that comes from a window during winter.

✓	✓	✓	✓		
Thermal transmittance window	Uw 1.1	●●●			
Thermal transmittance glazing	Ug 0.7	●●●●			
Energy transmittance	g 0.27	●●●●			
Sound insulation	35 dB	●●			
Layers of glass	3				



Made for The best noise reduction

Glazing 62D
Our highest-performing noise reduction glazing ever. The 2-layer glazing offers excellent reduction of sound and reduces street noise to just a whisper. Great for homes near busy areas.

✓	✓	✓	✓		
Thermal transmittance window	Uw 1.3	●●			
Thermal transmittance glazing	Ug 1.0	●●●			
Energy transmittance	g 0.53	●●			
Sound insulation	44 dB	●●●●			
Layers of glass	2				



Made for Noise reduction & comfort

Glazing 62
This noise reduction window with 3-layer glazing provides up to a full 42 dB of sound reduction together with high thermal insulation. Great for homes that need additional protection from outside noise and colder weather.

✓	✓	✓	✓		✓
Thermal transmittance window	Uw 0.92 - 1.0	●●●			
Thermal transmittance glazing	Ug 0.5	●●●●			
Energy transmittance	g 0.47	●●			
Sound insulation	42 dB	●●●●			
Layers of glass	3				



Made for Extra security

Glazing 70Q
This certified security window features 2-layer glazing and offers the highest burglary resistance on the market. Provides an array of security features to prevent attempts of external force and breakage.

✓	✓	✓			
Thermal transmittance window	Uw 1.3	●●			
Thermal transmittance glazing	Ug 1.0	●●●			
Energy transmittance	g 0.45	●●			
Sound insulation	35 dB	●●			
Layers of glass	2				



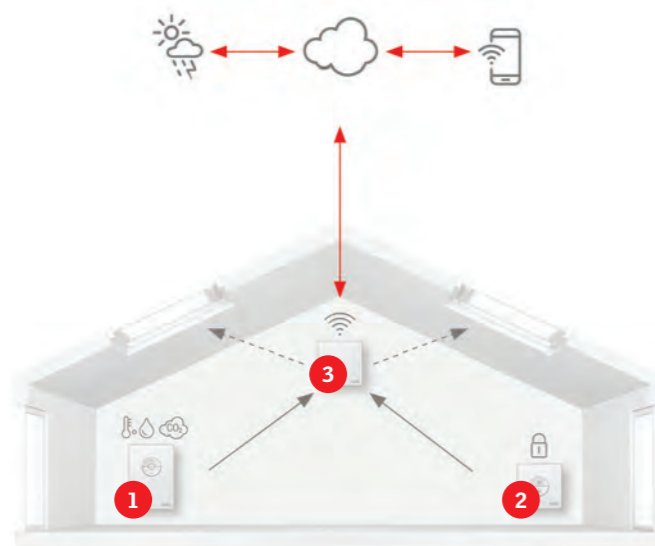
Made for Better comfort in low pitch roofs

Glazing 15
3-layer glazing for low pitch roofs (GBL), offering all VELUX premium standard features and better energy efficiency. Reduces the feeling of cold that comes from a window during winter.

✓	✓	✓	✓		
Thermal transmittance window	Uw 1.1	●●●			
Thermal transmittance glazing	Ug 0.7	●●●●			
Energy transmittance	g 0.50	●●			
Sound insulation	35 dB	●●			
Layers of glass	3				

How does VELUX ACTIVE work?

VELUX ACTIVE with NETATMO is continuously monitoring the temperature, humidity and CO₂ levels in your home and opens or closes your roof windows, blinds and shutters to create a healthier indoor climate for you and your family.



The three elements of VELUX ACTIVE

1. **Indoor climate sensor** – monitors the humidity and temperature values in the room and transmits them to the gateway.

2. **The departure switch** – closes all the windows with a single push of a button.

3. **The gateway** – the 'heart' of the VELUX ACTIVE system, it connects the electrical products to your Wi-Fi router (internet), to the indoor climate sensor and to the departure switch.





Intelligent Home Control

Unlock the full potential of your solar or electric roof windows, blinds and shutters with VELUX Intelligent Home Control – the range of smart control solutions that empower you to take control of your indoor comfort with ease, while enjoying the full benefits of daylight and fresh air.

VELUX Touch

Page 29

VELUX App Control

Page 30

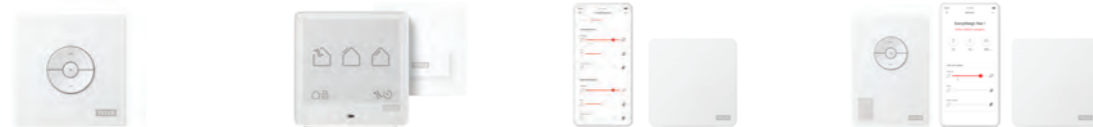
VELUX ACTIVE with NETATMO

Page 31



The range of Intelligent Home Control

We offer a complete range of intelligent home controls that cover everyone's needs. From controls for simple operation of VELUX solar or electric products, to a fully automated solution for optimal indoor climate, our portfolio has something for everyone.



	VELUX Wall Switch	VELUX Touch	VELUX App Control	VELUX ACTIVE with NETATMO
Product use	<p>Pre-paired for easy control</p> <ul style="list-style-type: none"> Simple control of one VELUX solar or electrical product 	<p>Indoor comfort at your fingertips</p> <ul style="list-style-type: none"> Simple control of multiple VELUX solar or electrical products 	<p>Control your indoors from anywhere</p> <ul style="list-style-type: none"> Smart control of multiple VELUX solar or electrical products from your phone 	<p>Everyday home improvement</p> <ul style="list-style-type: none"> Smart control of multiple VELUX solar or electrical products from your phone, with sensor-based automation for better indoor climate
What's included	<p>Included in all VELUX solar or electric product purchases:</p> <ul style="list-style-type: none"> KLI 311 for roof windows KLI 312 for interior blinds KLI 313 for exterior shutter and blinds 	<ul style="list-style-type: none"> 1 VELUX Touch 	<ul style="list-style-type: none"> 1 VELUX App Control 1 VELUX App Control Gateway 	<ul style="list-style-type: none"> 1 VELUX ACTIVE with NETATMO app 1 VELUX ACTIVE Indoor Climate Sensor 1 VELUX ACTIVE Departure Switch (not shown) 1 VELUX ACTIVE Gateway
Connectivity	<ul style="list-style-type: none"> N/A 	<ul style="list-style-type: none"> N/A 	<ul style="list-style-type: none"> Wi-Fi 	<ul style="list-style-type: none"> Wi-Fi
VELUX compatibility	<ul style="list-style-type: none"> All VELUX solar or electric operated roof windows, blinds and shutters 	<ul style="list-style-type: none"> All VELUX solar or electric operated roof windows, blinds and shutters 	<ul style="list-style-type: none"> All VELUX solar or electric operated roof windows, blinds and shutters 	<ul style="list-style-type: none"> All VELUX solar or electric operated roof windows, blinds and shutters
Compatible with	<ul style="list-style-type: none"> N/A 	<ul style="list-style-type: none"> N/A 	<ul style="list-style-type: none"> Apple Google 	<ul style="list-style-type: none"> Apple Google
Price	<ul style="list-style-type: none"> Included in all VELUX solar or electric product purchases 	<ul style="list-style-type: none"> €106 	<ul style="list-style-type: none"> €124 	<ul style="list-style-type: none"> €271



VELUX Touch

Indoor comfort at your fingertips

VELUX Touch makes it easy to feel perfectly comfortable at home by ensuring every solar or electric roof window, blind and shutter is always within easy reach. Let in a cool breeze when you need a breath of fresh air, shield your home from the midday sun or draw the blinds for movie night – all with a single remote.

- Easy grouping of products
- Simple control of multiple VELUX solar or electrical products
- Quick and easy access to frequently used features
- Accessible to all household members
- Ventilation timer for quick airing
- Not dependent on Wi-Fi

Includes

- 1 VELUX Touch

Details

- A perfect choice for simple, multiple product operation, that doesn't require Internet connection.

VELUX Touch

KLR 300	VELUX Touch	106
---------	-------------	-----

Visit velux.ie/touch to discover more.
Available March 2023.

All prices in EUR (€)



Includes

- VELUX App Control
- 1 VELUX App Control Gateway

Upgrade to VELUX ACTIVE with NETATMO

- You can always upgrade from VELUX App Control to our full indoor climate solution, VELUX ACTIVE with NETATMO, to automatically keep your home feeling fresh and healthy at all times.
- Upgrading is easy and only requires the VELUX ACTIVE indoor climate sensor.



Includes

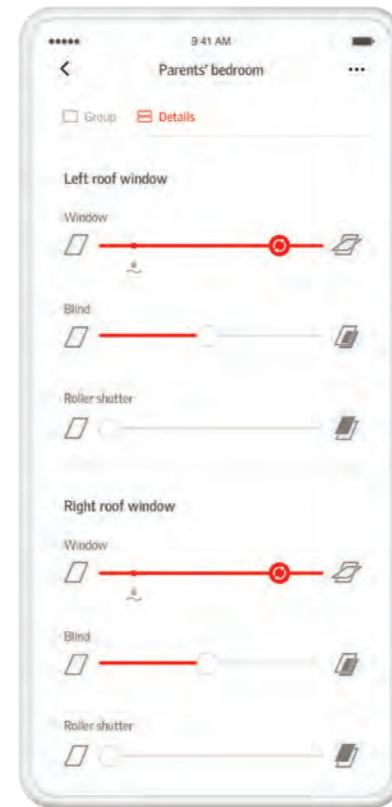
- VELUX ACTIVE with NETATMO app
- 1 VELUX ACTIVE Indoor Climate Sensor
- 1 VELUX ACTIVE Departure Switch
- 1 VELUX ACTIVE Gateway

VELUX App Control

Control your indoors from anywhere

VELUX App Control gives you full control of all your VELUX solar or electric products right from your phone. Open and close your roof windows, blinds and shutters with a single swipe or group your VELUX solar or electric products for combined control. Share VELUX App Control with the whole household and keep every roof window within reach – both at home and on the go. Take control of your home.

- Compatible with VELUX solar or electric products
- Personal scheduling features
- Full control from smartphone app
- Easy operation with voice control
- Built-in data security
- Easy grouping of products



VELUX App Control



VELUX App Control		
KIG 300	VELUX App Control Internet Gateway	124

Visit velux.ie/velux-app-control to discover more.

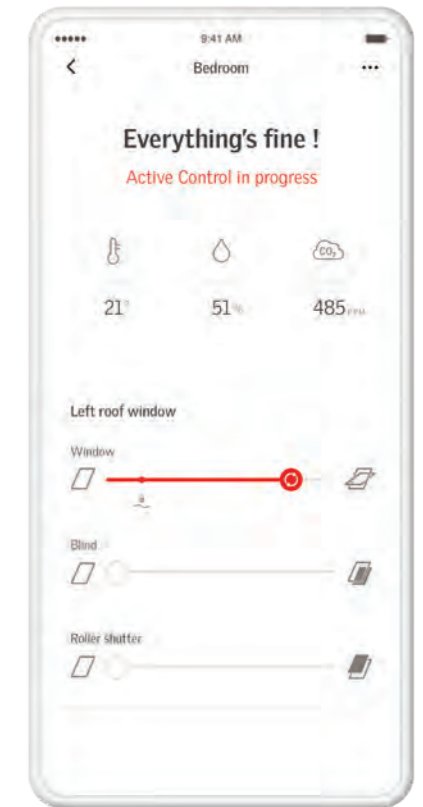
All prices in EUR (€)

VELUX ACTIVE with NETATMO

Everyday home improvement

Upgrade with VELUX ACTIVE to a home that automatically regulates your indoor climate and lets you control everything with a simple tap on your smartphone. VELUX ACTIVE gives you the option to seamlessly control your VELUX solar or electric products by smartphone or voice commands from anywhere at any time. You can also simply let the system rely on the built-in indoor climate sensors and live weather forecast for automatic operation providing a better indoor climate for you and your household.

- Compatible with VELUX solar or electric products
- Sensor-based ventilation
- Automatic heat protection
- Personal scheduling features
- Full control from smartphone app
- Easy operation with voice control
- Built-in data security



VELUX ACTIVE with NETATMO app



VELUX ACTIVE		
KIX 300	VELUX ACTIVE package	271
Additional components		
KLA 300	VELUX ACTIVE indoor climate sensor	108
KLN 300	VELUX ACTIVE departure switch	49

Visit velux.ie/active to discover more.

All prices in EUR (€)

iPhone, iPod and iPad are registered trademarks of Apple Inc. Registered in the US and other countries. HomeKit is a trademark of Apple Inc. Google and Google Play are trademarks of Google LLC.



Transform your home with VELUX 2in1 & 3in1 roof windows

The new unique 2in1 and 3in1 roof windows are the easiest way to achieve the right amount of daylight for your replacement, renovation, or remodelling project under the roof by delivering up to three times more light in just one single installation.

Roof windows

2in1 roof window

Page 34

Solar
Manual, top-hung
Manual, centre-pivot

3in1 roof window

Page 40

Solar
Manual, top-hung
Manual, centre-pivot

Roof window

Page 46

Solar, centre-pivot
Electric, centre-pivot
Electric, top-hung
Manual, top-hung
Manual, centre-pivot
Manual, Low Pitch
Conservation

Combination of roof windows

Page 62

Integrated side-by-side
Classic side-by-side
Integrated triple
Classic triple
Quattro
Duo
Sloping and fixed
Sloping and vertical

Roof balcony

Page 80

Special application roof windows

Page 82

Cold room – side opening and top hung
Smoke ventilation

Integrated rain sensor



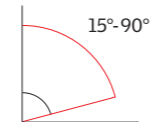
2in1 solar centre-pivot

Two roof windows in one frame GGLS

The 2in1 solar roof window offers the added convenience of remote control with the benefits of more daylight. Operate the openable sash with the wireless wall switch or add VELUX App Control for smart control. The roof window's single frame design and solar-powered motor ensure a straightforward installation with no additional wiring needed.

- Slim profiles for more daylight and a better view
- Automatic rain sensor that closes the roof window when it rains
- One frame for easy installation
- Symmetric and asymmetric sizes for your design preference
- Battery charges even in cloudy weather
- One openable and one fixed sash

Roof pitch



Interior finish options



White painted
Bright white finish for modern interiors

Glazing options

	Double glazing --70	Triple glazing --66
Rain noise reduction	✓	✓
Safety lamination	✓	✓
Toughened glass	✓	✓
UV filter	✓	✓
Easy-to-clean		✓
Anti-dew		✓
Thermal transmittance of glazing (U _g -value)	1.0	0.6

Read more about glazing specifications on page 22.

Blinds and shutters

- Consider interior blinds for light control, and anti-heat blinds or shutters for added heat protection

Read more on page 121.

Intelligent home control

- Combine your VELUX solar-powered products with our intelligent home control solutions for multiple product operation, scheduling and automation

Read more on page 27.

Transform with 2in1

- The new 2in1 roof windows are the easiest way to achieve the right amount of daylight for impactful transformations in smaller or medium-sized rooms



External frame sizes (w×h) cm	U _w -value W/m ² K	FFK06	FFK08	FMK06	FMK08	FPK06	FPK08	MMK06	MMK08
		127×118	127×140	139×118	139×140	155×118	155×140	151×118	151×140



White painted

GGLS 207030	2in1 Solar. Double glazed.	1.3	1,262	1,364	1,309	1,456	1,410	1,567	1,364	1,502
GGLS 206630	2in1 Solar. Triple glazed.	1.0	1,640	1,789	1,708	1,923	1,856	2,085	1,789	1,991

Flashing

EDWS 2000	For profiled roofing material up to 120 mm	217	235	242	260	286	306	255	270
EDLS 2000	For flat roofing material up to 8 mm	217	235	242	260	286	306	255	270

Standard flashing includes Insulation frame (BDX) and Underfelt collar (BFX)
Available March 2023.

All prices in EUR (€)
Find all sizes and prices on velux.ie



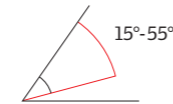
2in1 manual top-hung

Two roof windows in one frame GPLS

Transform your room with the 2in1 top-hung roof window for a sensational balcony-like feeling and twice as much daylight. Open the left sash up to 45° and enjoy the uninterrupted view to the outside. Because of its single-frame design, the 2in1 roof window can be installed more easily and is more affordable than two single roof windows of comparable size.

- Opens for an uninterrupted view
- Slim profiles for more daylight and view
- One frame for easy installation
- Symmetric and asymmetric sizes for your design preference
- One openable and one fixed sash

Roof pitch



Suitable for roof pitches between 15° and 55°.

Interior finish options



White painted
Bright white finish for modern interiors

Glazing options

	Double glazing --70	Triple glazing --66
Rain noise reduction	✓	✓
Safety lamination	✓	✓
Toughened glass	✓	✓
UV filter	✓	✓
Easy-to-clean		✓
Anti-dew		✓
Thermal transmittance of glazing (U _g -value)	1.0	0.6

Read more about glazing specifications on page 22.

Blinds and shutters

- Consider interior blinds for light control, and anti-heat blinds or shutters for added heat protection

Read more on page 121.

Out-of-reach

- Consider the 2in1 solar roof window for remote-controlled operation of your roof windows if placed out-of-reach

Read more on page 34.

Transform with 2in1

- The new 2in1 roof windows are the easiest way to achieve the right amount of daylight for impactful transformations in smaller or medium-sized rooms



External frame sizes (w×h) cm	U _w -value	FFK06	FFK08	FMK06	FMK08	FPK06	FPK08	MMK06	MMK08
	W/m ² K	127×118	127×140	139×118	139×140	155×118	155×140	151×118	151×140



White painted

GPLS 2070	2in1 Top-hung, Double glazed.	1.3	1,021	1,123	1,068	1,215	1,169	1,326	1,123	1,261
GPLS 2066	2in1 Top-hung, Triple glazed.	1.1	1,399	1,548	1,467	1,682	1,615	1,844	1,548	1,750

Flashing

EDWS 2000	For profiled roofing material up to 120 mm	217	235	242	260	286	306	255	270
EDLS 2000	For flat roofing material up to 8 mm	217	235	242	260	286	306	255	270

Standard flashing includes Insulation frame (BDX) and Underfelt collar (BFX)
Available March 2023.

All prices in EUR (€)
Find all sizes and prices on velux.ie



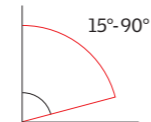
2in1 manual centre-pivot

Two roof windows in one frame GGLS

The 2in1 centre-pivot roof window combines one, openable sash with one fixed sash for more daylight and a dazzling view. Its slim profiles increase the amount of light entering the room. What's more, its single frame makes the installation of the 2in1 as simple as fitting just one VELUX roof window and is more affordable than two single roof windows of comparable size.

- Slim profiles for more daylight and a better view
- One frame for easy installation
- Symmetric and asymmetric sizes for your design preference
- Most affordable way to double your daylight

Roof pitch



Interior finish options



White painted
Bright white finish for modern interiors

Glazing options

	Double glazing --70	Triple glazing --66
Rain noise reduction	✓	✓
Safety lamination	✓	✓
Toughened glass	✓	✓
UV filter	✓	✓
Easy-to-clean		✓
Anti-dew		✓
Thermal transmittance of glazing (U _g -value)	1.0	0.6

Read more about glazing specifications on page 22.

Blinds and shutters

- Consider interior blinds for light control, and anti-heat blinds or shutters for added heat protection

Read more on page 121.

Out-of-reach

- Consider the 2in1 solar roof window for remote-controlled operation of your roof windows if placed out-of-reach

Read more on page 34.

Transform with 2in1

- The new 2in1 roof windows are the easiest way to achieve the right amount of daylight for impactful transformations in smaller or medium-sized rooms



External frame sizes (w x h) cm	U _w -value	FFK06	FFK08	FMK06	FMK08	FPK06	FPK08	MMK06	MMK08
	W/m ² K	127x118	127x140	139x118	139x140	155x118	155x140	151x118	151x140



White painted

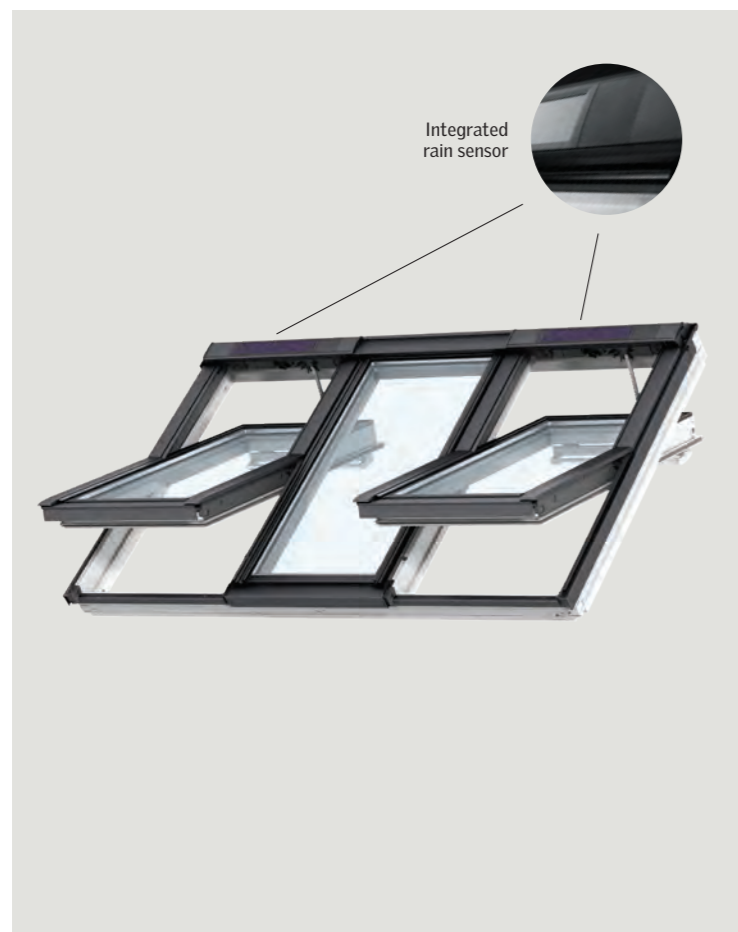
GGLS 2070	2in1 Manual centre-pivot. Double glazed.	1.3	821	923	868	1,015	969	1,126	923	1,061
GGLS 2066	2in1 Manual centre-pivot. Triple glazed.	1.0	1,199	1,348	1,267	1,482	1,415	1,644	1,348	1,550

Flashing

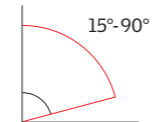
EDWS 2000	For profiled roofing material up to 120 mm		217	235	242	260	286	306	255	270
EDLS 2000	For flat roofing material up to 8 mm		217	235	242	260	286	306	255	270

Standard flashing includes Insulation frame (BDX) and Underfelt collar (BFX)
Available March 2023.

All prices in EUR (€)
Find all sizes and prices on velux.ie



Roof pitch



Interior finish options



White painted
Bright white finish for modern interiors

Glazing options

	Double glazing --70	Triple glazing --66
Rain noise reduction	✓	✓
Safety lamination	✓	✓
Toughened glass	✓	✓
UV filter	✓	✓
Easy-to-clean		✓
Anti-dew		✓
Thermal transmittance of glazing (U _g -value)	1.0	0.6

Read more about glazing specifications on page 22.

Blinds and shutters

- Consider interior blinds for light control, and anti-heat blinds or shutters for added heat protection

Read more on page 121.

Intelligent home control

- Combine your VELUX solar-powered products with our intelligent home control solutions for multiple product operation, scheduling and automation

Read more on page 27.

Transform with 3in1

- The new 3in1 roof windows are the easiest way to achieve the right amount of daylight for impactful transformations in medium or larger-sized rooms

3in1 solar centre-pivot

Three roof windows in one frame GGLS

The 3in1 solar roof window gives full flexibility for ultimate control and convenience. Control the two openable sashes, each blind and heat protection product manually, remotely or with a VELUX intelligent home control system.

- Solar-powered with no additional wiring needed for installation
- Convenient operation using wall switch
- Integrated rain sensor for automatic closing
- Provides the feeling of more space
- One frame with multiple sashes for easy installation
- Compatible with VELUX App Control and VELUX ACTIVE with NETATMO
- Two openable and one fixed sash



External frame sizes (w x h) cm	U _w -value W/m ² K	FFKF06 188x118	FFKF08 188x140
---------------------------------	---	-------------------	-------------------



White painted

GGLS 207030	3in1 Solar. Double glazed.	1.3-1.4	2,137	2,285
GGLS 206630	3in1 Solar. Triple glazed.	1.0-1.1	2,715	2,930

Flashing

EDWS 2000	Suitable for profiled roofing material up to 120 mm thick	319	339
EDLS 2000	Suitable for slate up to 8 mm thick	319	339

Standard flashing includes Insulation frame (BDX) and Underfelt collar (BFX)

All prices in EUR (€)
Find all sizes and prices on velux.ie



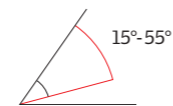
3in1 manual top-hung

Three roof windows in one frame GPLS

Enjoy the best view with the 3in1 top-hung roof window. The elegant handle at the bottom of the roof window allows it to be opened up to 45° for an extra spacious balcony feeling.

- Opens the room for an uninterrupted view
- One frame with multiple sashes for easy installation
- More cost-effective than purchasing three single roof windows of the same size
- Compatible with VELUX heat protection products and blinds
- Two openable and one fixed sash

Roof pitch



Suitable for roof pitches between 15° and 55°

Interior finish options



White painted
Bright white finish for modern interiors

Glazing options

	Double glazing --70	Triple glazing --66
Rain noise reduction	✓	✓
Safety lamination	✓	✓
Toughened glass	✓	✓
UV filter	✓	✓
Easy-to-clean		✓
Anti-dew		✓
Thermal transmittance of glazing (U _g -value)	1.0	0.6

Read more about glazing specifications on page 22.

Blinds and shutters

- Consider interior blinds for light control, and anti-heat blinds or shutters for added heat protection

Read more on page 121.

Out-of-reach

- Consider the 3in1 solar roof window for remote-controlled operation of your roof windows if placed out-of-reach

Read more on page 40.

Transform with 3in1

- The new 3in1 roof windows are the easiest way to achieve the right amount of daylight for impactful transformations in medium or larger-sized rooms



External frame sizes (w x h) cm	U _w -value W/m ² K	FFKF06 188x118	FFKF08 188x140
White painted			
GPLS 2070	1.3-1.4	1,655	1,803
GPLS 2066	1.1	2,233	2,448
Flashing			
EDWS 2000	Suitable for profiled roofing material up to 120 mm thick.	319	339
EDLS 2000	Suitable for slate up to 8 mm thick.	319	339

Standard flashing includes Insulation frame (BDX) and Underfelt collar (BFX)

All prices in EUR (€)
Find all sizes and prices on velux.ie



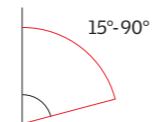
3in1 manual centre-pivot

Three roof windows in one frame GGLS

With the 3in1 centre-pivot roof window, you can create a stunning focal point in any room. Its slim frame profile maximises the amount of daylight entering the room. What's more, the single frame makes installation of the three windows as simple as fitting just one VELUX roof window.

- Provides the feeling of more space
- One frame with multiple sashes for easy installation
- More cost-effective than purchasing three single roof windows of the same size
- Compatible with VELUX heat protection products and blinds
- Two openable and one fixed sash

Roof pitch



Interior finish options



White painted
Bright white finish for modern interiors

Glazing options

	Double glazing --70	Triple glazing --66
Rain noise reduction	✓	✓
Safety lamination	✓	✓
Toughened glass	✓	✓
UV filter	✓	✓
Easy-to-clean		✓
Anti-dew		✓
Thermal transmittance of glazing (U _g -value)	1.0	0.6

Read more about glazing specifications on page 22.

Out-of-reach

- Consider the 3in1 solar roof window for remote-controlled operation of your roof window if placed out-of-reach

Read more on page 40.

Blinds and shutters

- Consider interior blinds for light control, and anti-heat blinds or shutters for added heat protection

Read more on page 121.

Transform with 3in1

- The new 3in1 roof windows are the easiest way to achieve the right amount of daylight for impactful transformations in medium or larger-sized rooms



External frame sizes (w x h) cm	U _w -value W/m ² K	FFKF06 188x118	FFKF08 188x140	
White painted				
GGLS 2070	3in1 Manual centre-pivot. Double glazed.	1.3-1.4	1,255	1,403
GGLS 2066	3in1 Manual centre-pivot. Triple glazed.	1.0-1.1	1,833	2,048
Flashing				
EDWS 2000	Suitable for profiled roofing material up to 120 mm thick.		319	339
EDLS 2000	Suitable for slate up to 8 mm thick.		319	339

Standard flashing includes Insulation frame (BDX) and Underfelt collar (BFX)

All prices in EUR (€)
Find all sizes and prices on velux.ie



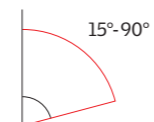
Solar centre-pivot

Centre-pivot roof window GGU and GGL

Let daylight power your roof window with an integrated solar cell and open the window with a wireless wall switch for ultimate convenience. The integrated rain sensor automatically closes the roof window when the weather changes, so you never have to worry about leaving the roof window open when airing out.

- Easy installation with no wiring needed
- Battery charges even in cloudy weather
- Convenient operation through a wireless wall switch
- Automatic rain sensor closes the roof window when it rains
- Provides fresh air, better indoor comfort and home security

Roof pitch



Interior finish options



White polyurethane
Maintenance-free and moisture resistant*



White painted
Bright white finish for modern interiors

* Recommended for humid rooms like bathrooms and kitchens.

Glazing options

	Double glazing --70	Triple glazing --68	Triple glazing --66
Rain noise reduction	✓	✓	✓
Safety lamination	✓	✓	✓
Toughened glass	✓	✓	✓
UV filter	✓	✓	✓
Easy-to-clean			✓
Anti-dew			✓
Thermal transmittance of glazing (U _g -value)	1.0	0.7	0.6

Read more about glazing specifications on page 22.

Blinds and shutters

- Consider interior blinds for light control, and anti-heat blinds or shutters for added heat protection

Read more on page 121.

Intelligent home control

- Combine your VELUX solar-powered products with our intelligent home control solutions for multiple product operation, scheduling and automation

Read more on page 27.

Transform with daylight

- A single roof window is ideal for small rooms. For bigger rooms, we recommend 2in1, 3in1 or roof window combinations



External frame sizes (w×h) cm	U-VALUE W/m² K	CK02	CK04	CK06	MK04	FK06	MK06	MK08	UK04	PK08	SK06	
		55×78	55×98	55×118	78×98	66×118	78×118	78×140	134×98	94×140	114×118	
White polyurethane												
GGU 007030	Solar	1.3	921	948	970	992	1,031	1,064	1,130	1,235	1,246	1,268
GGU 006830	Solar	1.1	1,040	1,075	1,103	1,130	1,178	1,220	1,302	1,433	-	1,475
GGU 006630	Solar	1.0	1,141	1,181	1,214	1,246	1,302	1,350	1,447	1,600	1,616	1,648
White painted												
GGL 207030	Solar	1.3	825	847	864	882	913	939	992	1,076	1,085	1,103
GGL 206830	Solar	1.1	921	948	970	992	1,031	1,064	1,130	1,235	-	1,268
GGL 206630	Solar	1.0	1,001	1,033	1,059	1,085	1,130	1,169	1,246	1,368	1,381	1,407

All prices in EUR (€)
Find all sizes and prices on velux.ie



Integrated rain sensor

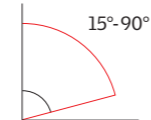
Electric centre-pivot

Centre-pivot roof window GGU and GGL

Open the roof window with the easy-to-use wireless wall switch for ultimate convenience. The integrated rain sensor automatically closes the roof window when the weather changes, so you never have to worry about leaving the roof window open when airing out.

- Fully integrated motor which runs almost without a sound
- Convenient operation through a wireless wall switch
- Automatic rain sensor closes the roof window when it rains
- Provides fresh air, better indoor comfort and home security

Roof pitch



Interior finish options



White polyurethane
Maintenance-free and moisture resistant*



White painted
Bright white finish for modern interiors

* Recommended for humid rooms like bathrooms and kitchens.

Glazing options

	Double glazing --70	Triple glazing --68	Triple glazing --66
Rain noise reduction	✓	✓	✓
Safety lamination	✓	✓	✓
Toughened glass	✓	✓	✓
UV filter	✓	✓	✓
Easy-to-clean			✓
Anti-dew			✓
Thermal transmittance of glazing (U _g -value)	1.0	0.7	0.6

Read more about glazing specifications on page 22.

Blinds and shutters

- Consider interior blinds for light control, and anti-heat blinds or shutters for added heat protection

Read more on page 121.

Intelligent home control

- Combine your VELUX electrical products with our intelligent home control solutions for multiple product operation, scheduling and automation

Read more on page 27.

Transform with daylight

- A single roof window is ideal for small rooms. For bigger rooms, we recommend 2in1, 3in1 or roof window combinations



External frame sizes (w×h) cm	U-VALUE W/m² K	CK02 55×78	CK04 55×98	CK06 55×118	MK04 78×98	FK06 66×118	MK06 78×118	MK08 78×140	UK04 134×98	PK08 94×140	SK06 114×118
-------------------------------	-------------------	---------------	---------------	----------------	---------------	----------------	----------------	----------------	----------------	----------------	-----------------



White polyurethane

GGU 007021U	Electric	1.3	921	948	970	992	1,031	1,064	1,130	1,235	1,246	1,268
GGU 006821U	Electric	1.1	1,040	1,075	1,103	1,130	1,178	1,220	1,302	1,433	1,447	1,475
GGU 006621U	Electric	1.0	1,141	1,181	1,214	1,246	1,302	1,350	1,447	1,600	1,616	1,648

White painted

GGL 207021U	Electric	1.3	825	847	864	882	913	939	992	1,076	1,085	1,103
GGL 206821U	Electric	1.1	921	948	970	992	1,031	1,064	1,130	1,235	1,246	1,268
GGL 206621U	Electric	1.0	1,001	1,033	1,059	1,085	1,130	1,169	1,246	1,368	1,381	1,407

All prices in EUR (€)
Find all sizes and prices on velux.ie



Integrated rain sensor

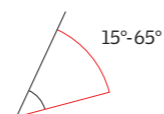
Electric top-hung

Top-hung roof window GPU

This electrically operated top-hung roof window is designed for a panoramic view. With one touch on the wall switch, the roof window opens outwards giving you a balcony-like feeling. The integrated rain sensor automatically closes the roof window when the weather changes, so you never have to worry about leaving the roof window open when airing out.

- Effortless operation with wall switch provided
- Automatic rain sensor closes the roof window when it rains
- Full 45° opening allows for stunning views
- Provides fresh air, better indoor comfort and home security

Roof pitch



Interior finish options



White polyurethane
Maintenance-free and moisture resistant*

* Recommended for humid rooms like bathrooms and kitchens.

Glazing options

	Double glazing --70	Triple glazing --66
Rain noise reduction	✓	✓
Safety lamination	✓	✓
Toughened glass	✓	✓
UV filter	✓	✓
Easy-to-clean		✓
Anti-dew		✓
Thermal transmittance of glazing (U _g -value)	1.0	0.6

Read more about glazing specifications on page 22.

Compatibility

- VELUX electric roof window is only compatible with manual or solar blinds
- Not compatible with twin flashings, sloping and vertical combinations, and insulated replacement flashings

Blinds and shutters

- Consider interior blinds for light control, and anti-heat blinds or shutters for added heat protection

Read more on page 121.

Intelligent home control

- Combine your VELUX electrical products with our intelligent home control solutions for multiple product operation, scheduling and automation

Read more on page 27.

Transform with daylight

- A single roof window is ideal for small rooms. For bigger rooms, we recommend 2in1, 3in1 or roof window combinations



External frame sizes (wxh) cm	U _w -value	FK06	FK08	MK06	MK08	PK06	PK08	SK06	SK08	
	W/m ² K	66×118	66×140	78×118	78×140	94×118	94×140	114×118	114×140	
White polyurethane										
GPU 007021U	Electric	1.3	1,349	1,404	1,382	1,448	1,448	1,564	1,586	1,635
GPU 006621U	Electric	1.0	1,620	1,701	1,668	1,765	1,765	1,934	1,966	2,039
Profile set*			WK06	WK08	WK06	WK08	WK06	WK08	WK06	WK08
ZWP WK06 0000		51	-	51	-	51	-	51	-	-
ZWP WK08 0000		-	55	-	55	-	55	-	-	55

* For installations (EDN, EDJ, flashings kits). Required for all recessed installations of electric top-hung roof windows.

All prices in EUR (€)
Find all sizes and prices on velux.ie



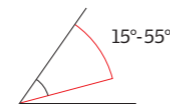
Manual top-hung

Top-hung roof window GPU and GPL

Use the elegant handle at the bottom to open the roof window outwards, lean out and enjoy an undisturbed panoramic view of the outdoors with the VELUX top-hung roof window. The outward-opening roof window creates a balcony-like feeling when the window opens and is our recommended choice for any loft conversion. It also features a ventilation bar so you can air out your room with the window closed.

- Easy opening for a pleasing panoramic view
- Ventilation filter protects against dust and insects
- Easy to rotate the window and clean the outer glass
- Easily add blinds by simply clicking them into the patented mounting brackets

Roof pitch



Suitable for roof pitches between 15° and 55°
Also suitable for roof pitches between 55° and 75° with special springs. Please specify when ordering

Interior finish options



White polyurethane
Maintenance-free and moisture resistant*



White painted
Bright white finish for modern interiors

* Recommended for humid rooms like bathrooms and kitchens.

Glazing options

	Double glazing --70	Triple glazing --68	Triple glazing --66
Rain noise reduction	✓	✓	✓
Safety lamination	✓	✓	✓
Toughened glass	✓	✓	✓
UV filter	✓	✓	✓
Easy-to-clean			✓
Anti-dew			✓
Thermal transmittance of glazing (U _g -value)	1.0	0.7	0.6

Read more about glazing specifications on page 22.

Blinds and shutters

- Consider interior blinds for light control, and anti-heat blinds or shutters for added heat protection

Read more on page 121.

Out-of-reach

- If your roof window is out-of-reach, VELUX recommends solar or electric roof windows

Read more on page 40.

Transform with daylight

- A single roof window is ideal for small rooms. For bigger rooms, we recommend 2in1, 3in1 or roof window combinations



External frame sizes (w×h) cm	U _w -value	CK04	CK06	MK04	FK06	MK06	MK08	UK04	PK08	SK06	PK10
	W/m ² K	55×98	55×118	78×98	66×118	78×118	78×140	134×98	94×140	114×118	94×160



White polyurethane

GPU 0070	1.3	707	729	751	790	823	889	-	1,005	1,027	1,049
GPU 0068	1.1	834	862	889	937	979	1,061	-	1,206	1,234	1,261
GPU 0066	1.0	940	973	1,005	1,061	1,109	1,206	-	1,375	1,407	1,439
GPU 0062	0.96	1,082	1,121	1,159	1,226	1,284	1,399	-	1,600	1,639	1,677

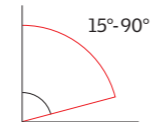
White painted

GPL 2070	1.3	606	623	641	672	698	751	835	844	862	879
GPL 2068	1.1	707	729	751	790	823	889	994	1,005	1,027	1,049
GPL 2066	1.0	792	818	844	889	928	1,005	1,127	1,140	1,166	1,192

All prices in EUR (€)
Find all sizes and prices on velux.ie



Roof pitch



Interior finish options



White polyurethane
Maintenance-free and moisture resistant*



White painted
Bright white finish for modern interiors

*Recommended for humid rooms like bathrooms and kitchens.

Glazing options

	Double glazing --70	Triple glazing --68	Triple glazing --66	Triple glazing --62
Rain noise reduction	✓	✓	✓	✓
Safety lamination	✓	✓	✓	✓
Toughened glass	✓	✓	✓	✓
UV filter	✓	✓	✓	✓
Easy-to-clean			✓	
Anti-dew			✓	✓
Thermal transmittance of glazing (U _g -value)	1.0	0.7	0.6	0.5

Read more about glazing specifications on page 22.

Blinds and shutters

- Consider interior blinds for light control, and anti-heat blinds or shutters for added heat protection

Read more on page 121.

Out-of-reach

- If your roof window is out-of-reach, VELUX recommends a solar or electric roof window

Read more on page 48.

Transform with daylight

- A single roof window is ideal for small rooms. For bigger rooms, we recommend 2in1, 3in1 or roof window combinations

Manual centre-pivot

Centre-pivot roof window GGU and GGL

The classic VELUX roof window is operated by a neatly designed and convenient top control bar that allows you to open and close the window even with furniture placed underneath it. It also features a ventilation flap so you can air out your room with the window closed.

- Convenient top opening with integrated ventilation
- Ventilation filter protects against dust and insects
- Easy to rotate the window and clean the outer glass
- Easily add blinds by simply clicking them into the patented mounting brackets



External frame sizes (w×h) cm	U _w -value W/m ² K	CK02	CK04	CK06	FK06	MK04	MK06	MK08	PK08	SK06	UK04
		55×78	55×98	55×118	66×118	78×98	78×118	78×140	94×140	114×118	134×98

White polyurethane

GGU 0070	1.3	480	507	529	590	551	623	689	805	827	794
GGU 0068	1.1	599	634	662	737	689	779	861	1,006	1,034	992
GGU 0066	1.0	700	740	773	861	805	909	1,006	1,175	1,207	1,159
GGU 0062	0.92	834	882	921	1,026	959	1,084	1,199	1,400	1,439	-
GGU 0070Q*	1.3	629	656	-	739	700	772	838	954	976	943

White painted

GGL 2070	1.3	384	406	423	472	441	498	551	644	662	635
GGL 2068	1.1	480	507	529	590	551	623	689	805	827	794
GGL 2066	1.0	560	592	618	689	644	728	805	940	966	927
GGL 2062	0.92	668	706	737	821	767	867	959	1,120	1,151	-
GGL 2070Q*	1.3	533	555	-	621	590	647	700	793	811	784

* Special enhanced security window fitted with toughened laminated glass combined with a reinforced construction and extra locks.

All prices in EUR (€)
Find all sizes and prices on velux.ie



Roof pitch



Interior finish options



White painted
Bright white finish for modern interiors

Glazing options

	Triple glazing --15
Rain noise reduction	✓
Safety lamination	✓
Toughened glass	✓
UV filter	✓
Easy-to-clean	
Anti-dew	
Thermal transmittance of glazing (U _g -value)	0.7

Blinds and shutters

- Consider interior blinds for light dimming or blackout

Read more on page 121.

Upgrade to a solar-powered roof window

- Upgrade to a solar roof window with the conversion kit (KSX). Includes a rain sensor that closes the window when it rains
- Compatible with all sizes except SK01

Read more on page 160.

Transform with daylight

- The Low Pitch roof window is ideal for single-storey extensions and allows daylight to reach deeper into your home than a vertical window

Manual centre-pivot, Low Pitch

Made for homes with low pitches (10°-20°)

Perfect for bringing daylight and fresh air into single-storey extensions, the Low Pitch roof window is the best solution for roofs with a pitch between 10°-20°. The product is designed to be totally watertight at a low pitch and features glass-to-edge technology which provides a seamless and aesthetic installation.

- Tested in northern Europe's largest wind tunnel for wind and water resistance
- Fast and simple installation
- Compatible with VELUX interior blinds and external anti-heat shutter
- Suitable for interlocking profiled tiles from 15 mm up to 120 mm which are approved for roof pitches from 10°-20°



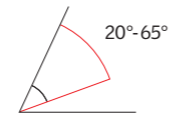
External frame sizes (w×h) cm	U _w -value	CK04	MK04	MK06	MK08	PK04	SK01	SK06
	W/m² K	55×98	78×98	78×118	78×140	94×98	114×70	114×118
White painted								
GBL S10G03*	1.1	675	737	816	893	829	939	1,050

* Package includes window, flashing, underfelt collar and insulation collar BDX suitable for installation into profiled tiles up to 120 mm.

All prices in EUR (€)
Find all sizes and prices on velux.ie



Roof pitch



Interior finish options



White painted
Bright white finish for modern interiors

Glazing options

	Double glazing --01
Rain noise reduction	✓
Safety lamination	✓
Toughened glass	✓
UV filter	✓
Easy-to-clean	✓
Anti-dew	
Thermal transmittance of glazing (U _g -value)	1.0

Read more about glazing specifications on page 22.

Blinds

- Compatible with translucent and blackout pleated blinds FHL and FHC for full control over light levels

Read more on page 140.

Flashing

- Flashing is compatible with plain tiles and slates up to 14 mm thick
- For profiled roofing materials you can use our GGL H and GPL H

Heritage conservation roof window

Ideal for heritage, conservation and historical properties

The Heritage conservation roof window is designed to be in keeping with heritage aesthetics of historical buildings. Slim and elegant and sitting flush to the slates, it blends beautifully into the roofing material.

Thoughtfully co-created with Architects and Conservation Officers, it enhances modern living, while maintaining the building's original character.

- Sleek, slim-fit profile for an appearance in line with historic heritage
- Authentic top-hung design
- Crafted glass-to-edge technology for a clean appearance
- Central glazing bar for period authenticity
- Flashing kit developed for slate and plain tile roofs, for effortless installation (no need for manual lead flashing)
- Original hand-winder for natural ventilation



External frame sizes (w×h) cm	U _w -value	CC04	CC06	FC06	FC08	MC06	MC08	PC08	SC08	SC10
	W/m ² K	55×98	55×118	66×118	66×140	78×118	78×140	94×140	114×140	114×160

Top-hung white painted

GCL 2501H		1.3	811	847	944	1,032	997	1,103	1,288	1,402	1,552
-----------	--	-----	-----	-----	-----	-------	-----	-------	-------	-------	-------

Flashing

EDU 1500*	For slate or plain tiles up to 14 mm	141	148	159	167	167	178	198	209	217
-----------	--------------------------------------	-----	-----	-----	-----	-----	-----	-----	-----	-----

Interior blinds

Blind type	Standard / Trend	Frame size (mm)									
		114	124	132	138	138	148	166	180	180	200
FHC Manual	Blackout Energy pleated blinds	Standard	114	124	132	138	138	148	166	180	200
	Blackout Energy pleated blinds	Trend	128	138	146	152	152	162	180	194	214
FHL Manual	Translucent pleated blinds	Standard	100	110	118	122	122	130	146	160	178
	Translucent pleated blinds	Trend	114	124	132	136	136	144	160	174	192

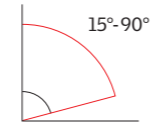
* Including BFX Available March 2023

All prices in EUR (€) Find all sizes and prices on velux.ie

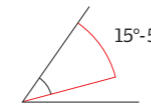


Roof pitch

Centre-pivot, top operated



Top-hung, bottom operated



The window is suitable for roof pitches between 15°-55°, also suitable for roof pitches between 55° and 75° with special springs

Interior finish options



White painted
Bright white finish for modern interiors

Glazing options

	Double glazing --70
Rain noise reduction	✓
Safety lamination	✓
Toughened glass	✓
UV filter	✓
Easy-to-clean	
Anti-dew	
Thermal transmittance of glazing (U_g -value)	1.0

Read more about glazing specifications on page 22.

Blinds and shutters

- Consider interior blinds for light control, and anti-heat blinds or shutters for added heat protection

Read more on page 121.

Conservation roof window

The contemporary choice for traditional properties

The Conservation roof window is the perfect combination of the past and present. The window's black exterior profile and glazing bar blend seamlessly into the roof to match the building's original characteristics.

Its additional features offer you the same convenience as a standard VELUX roof window.

- Traditional external appearance
- Centre-pivot option for easy operation
- Top-hung option for uninterrupted panoramic views
- Top control bar with integrated ventilation
- Fresh air even when the window is closed
- Pivot function for easy cleaning



External frame sizes (wxh) cm	U_w -value W/m ² K	CK04 55x98	CK06 55x118	FK06 66x118	MK06 78x118	MK08 78x140	UK04 134x98

Centre-pivot white painted

GGL SD5N2	GGL 2570 roof window + EDN recessed flashing for slate up to 8 mm thick (min 20°)	1.3	712	738	817	861	930	1,081
GGL S15P01	GGL 2570 roof window + EDP flashing for plain tiles up to 14 mm thick (min 25°)	1.3	641	664	737	778	841	981
GGL S15W01	GGL 2570 roof window + EDW flashing for tiles up to 120 mm in profile (min 15°)	1.3	641	664	737	778	841	981
GGL SD5J2	GGL 2570 roof window + EDJ recessed flashing for tiles up to 90 mm in profile (min 20°)	1.3	712	738	817	861	930	1,081

Top-hung white painted

GPL SD5N2	GPL 2570 roof window + EDN recessed flashing for slate up to 8 mm thick (min 20°)	1.3	-	-	-	-	1,130	-
GPL S15P01	GPL 2570 roof window + EDP flashing for plain tiles up to 14 mm thick (min 25°)	1.3	-	-	-	-	1,041	-
GPL S15W01	GPL 2570 roof window + EDW flashing for tiles up to 120 mm in profile (min 15°)	1.3	-	-	-	-	1,041	-
GPL SD5J2	GPL 2570 roof window + EDJ recessed flashing for tiles up to 90 mm in profile (min 20°)	1.3	-	-	-	-	1,130	-

All prices in EUR (€)
Find all sizes and prices on velux.ie



Classic side-by-side (with rafter)
(0021 or S0312 installation packages)




Integrated side-by-side (without rafter)
(4021 or 4031 installation packages)

More ways to combine roof windows

With the Integrated solutions and Classic solutions, you can combine the roof windows of your choice and get even more daylight into your room.

Choose the Integrated solutions for a more elegant finish with no intrusive rafter between the windows. Or if you want to retain the rafters, opt for the Classic solutions.

Whichever solution you choose, you can enjoy a room with a greater feeling of spaciousness and expansive views to the world outside.



Fully customisable

- Available in centre-pivot and top-hung variants
- Choose from a wide range of sizes
- Available in white polyurethane and white painted finishes

Blinds and shutters

- Consider interior blinds for light control, and anti-heat blinds or shutters for added heat protection

Read more on page 121.

Intelligent home control

- Combine your VELUX solar and electrical products with our intelligent home control solutions for multiple product operation, scheduling and automation

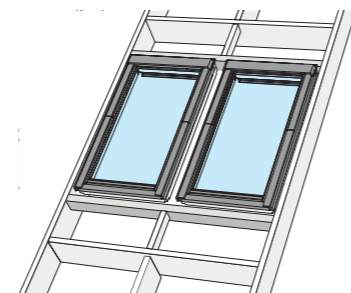
Read more on page 27.

Transform with daylight

- The Integrated side-by-side solution is recommended for medium-sized rooms

Details

- Installation principle in roof construction
- For further flashing information read more on page 94



Integrated side-by-side

An integrated solution with no intrusive rafter

Where there is room for one roof window, there is often room for two. The VELUX Integrated side-by-side solution features adjacent roof windows that create a stunning architectural feature. Flood your room with light and enjoy a feeling of spaciousness.

By trimming the rafter, you reduce the amount of protruding wall between the roof windows to ensure a more integrated window with an elegant end result.

The all-in-one installation package contains everything you need for hassle-free installation, including a flat click-on cover plate for the frame gap between the roof windows.



Popular combinations

	UNITS	FK06	MK04	MK06	MK08	PK06	PK08	PK10	SK06	SK08	UK04	UK08
Individual external frame sizes (w×h) cm		66×118	78×98	78×118	78×140	94×118	94×140	94×160	114×118	114×140	134×98	134×140

Roof window example

GGL 2070	2	472	441	498	551	551	644	679	662	701	635	772
----------	---	-----	-----	-----	-----	-----	-----	-----	-----	-----	-----	-----

Flashing for 18 mm frame distance

EBW 4021B*	For profiled roofing material up to 120 mm	1	538	538	563	599	624	653	675	650	685	678	733
EBL 4021B*	For flat roofing material up to 8 mm	1	538	538	563	599	624	653	675	650	685	678	733

Flashing for 100 mm frame distance

EKW 4021E*	For profiled roofing material up to 120 mm	1	538	538	563	599	624	653	675	650	685	678	733
EKL 4021E*	For flat roofing material up to 8 mm	1	538	538	563	599	624	653	675	650	685	678	733

Total price example

Roof windows, flashings and installation products	3	1,482	1,420	1,559	1,701	1,726	1,941	2,033	1,974	2,087	1,948	2,277
---	---	-------	-------	-------	-------	-------	-------	-------	-------	-------	-------	-------

* Includes installation products (BDX 2000, bearing beams and cover plate)

All prices in EUR (€)
Find all flashing types, sizes and prices on velux.ie



Fully customisable

- Available in centre-pivot and top-hung variants
- Choose from a wide range of sizes
- Available in white polyurethane and white painted finishes

Blinds and shutters

- Consider interior blinds for light control, and anti-heat blinds or shutters for added heat protection

Read more on page 121.

Intelligent home control

- Combine your VELUX solar and electrical products with our intelligent home control solutions for multiple product operation, scheduling and automation

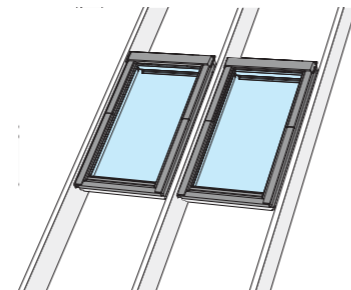
Read more on page 27.

Transform with daylight

- The Classic side-by-side solution is recommended for medium-sized rooms

Details

- Installation principle in roof construction
- For further flashing information read more on page 94



Classic side-by-side

Retains the rafter between roof windows

Where there is room for one roof window, there is often roof for two. The VELUX Classic side-by-side solution features adjacent roof windows to provide an enhanced feeling of spaciousness, more daylight and widescreen views to the world outside.

This is the ideal solution if you want to get more daylight into your room without altering the roof construction.



Popular combinations

	UNITS	FK06	MK04	MK06	MK08	PK06	PK08	PK10	SK06	SK08	UK04	UK08
Individual external frame sizes (w×h) cm		66×118	78×98	78×118	78×140	94×118	94×140	94×160	114×118	114×140	134×98	134×140

Roof window example

GGL 2070	2	472	441	498	551	551	644	679	662	701	635	772
----------	---	-----	-----	-----	-----	-----	-----	-----	-----	-----	-----	-----

Flashing for 100 mm frame distance

EKW 0021E	For profiled roofing material up to 120 mm	1	222	222	233	249	264	278	287	276	293	293	316
EKL 0021E	For flat roofing material up to 8 mm	1	222	222	233	249	264	278	287	276	293	293	316

Installation products

BDX 2000	(Including BFX)	2	52	52	54	57	57	59	61	59	61	59	64
----------	-----------------	---	----	----	----	----	----	----	----	----	----	----	----

Total price example

Roof windows, flashings and installation products	5	1,270	1,208	1,337	1,465	1,480	1,684	1,767	1,718	1,817	1,681	1,988
---	---	-------	-------	-------	-------	-------	-------	-------	-------	-------	-------	-------

All prices in EUR (€)
Find all flashing types, sizes and prices on velux.ie



Fully customisable

- Available in centre-pivot and top-hung variants
- Choose from a wide range of sizes
- Available in white polyurethane and white painted finishes

Blinds and shutters

- Consider interior blinds for light control, and anti-heat blinds or shutters for added heat protection

Read more on page 121.

Intelligent home control

- Combine your VELUX solar and electrical products with our intelligent home control solutions for multiple product operation, scheduling and automation

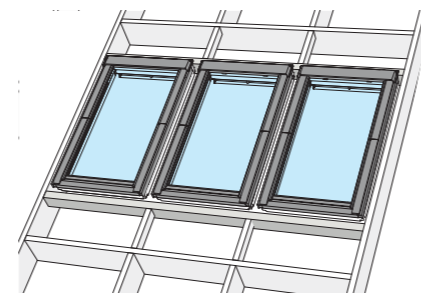
Read more on page 27.

Transform with daylight

- The integrated triple solution is recommended for medium to large rooms

Details

- Installation principle in roof construction
- For further flashing information read more on page 95



Integrated triple

An integrated solution with no intrusive rafters

Add extra wow factor to your room with the VELUX Integrated triple solution. This solution features three adjacent roof windows to give your room even more daylight so you can enjoy a widescreen panoramic view to the world outside.

By trimming the rafter, you reduce the amount of protruding wall between the roof windows to ensure a more integrated window with an elegant end result.

The all-in-one installation package contains everything you need for hassle-free installation, including flat click-on cover plates for frame gaps between the roof windows.



Popular combinations

	UNITS	FK06	MK04	MK06	MK08	PK08	PK10	SK06	UK04	UK08
Individual external frame sizes (w×h) cm		66×118	78×98	78×118	78×140	94×140	94×160	114×118	134×98	134×140

Roof window example

GGL 2070	3	472	441	498	551	644	679	662	635	772
----------	---	-----	-----	-----	-----	-----	-----	-----	-----	-----

Flashing for 18 mm frame distance

EBW 4031B*	For profiled roofing material up to 120 mm	1	790	785	822	875	-	-	-	-
EBL 4031B*	For flat roofing material up to 8 mm	1	790	785	822	875	-	-	-	-

Flashing for 100 mm frame distance

EKW 4031E*	For profiled roofing material up to 120 mm	1	789	784	822	875	-	-	-	-
EKL 4031E*	For flat roofing material up to 8 mm	1	789	784	822	875	-	-	-	-
EKW 3031E**	For profiled roofing material up to 120 mm	1	-	-	-	-	849	882	834	868
EKL 3031E**	For flat roofing material up to 8 mm	1	-	-	-	-	849	882	834	868

Total price example

Roof windows, flashings and installation products	4	2,206	2,108	2,316	2,528	2,781	2,919	2,820	2,773	3,266
---	---	-------	-------	-------	-------	-------	-------	-------	-------	-------

* Includes installation products (BDX 2000, bearing beams and cover plates)

** Includes installation products (BDX 2000 and cover plates)

All prices in EUR (€)
Find all flashing types, sizes and prices on velux.ie



Fully customisable

- Available in centre-pivot and top-hung variants
- Choose from a wide range of sizes
- Available in white polyurethane and white painted finishes

Blinds and shutters

- Consider interior blinds for light control, and anti-heat blinds or shutters for added heat protection

Read more on page 121.

Intelligent home control

- Combine your VELUX solar and electrical products with our intelligent home control solutions for multiple product operation, scheduling and automation

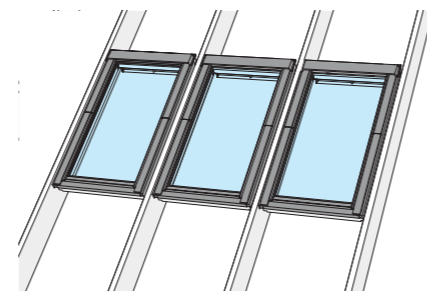
Read more on page 27.

Transform with daylight

- The Classic triple solution is recommended for medium to large rooms

Details

- Installation principle in roof construction
- For further flashing information read more on page 95



Classic triple











Retains the rafter between roof windows

Add extra wow factor to your room with the VELUX Classic triple solution. This solution features three adjacent roof windows to give your room even more daylight so you can enjoy a widescreen panoramic view to the world outside.

This is the ideal solution if you want to get more daylight in your room without altering the roof construction.



Popular combinations

	UNITS	FK06	MK04	MK06	MK08	PK08	PK10	SK06	UK04	UK08
Individual external frame sizes (w×h) cm		66×118	78×98	78×118	78×140	94×140	94×160	114×118	134×98	134×140
										

Roof window example

GGL 2070	3	472	441	498	551	644	679	662	635	772
----------	---	-----	-----	-----	-----	-----	-----	-----	-----	-----

Flashing for 100 mm frame distance

EKW S0312	For profiled roofing material up to 120 mm	1	333	333	350	373	417	430	414	440	474
EKL S0312	For flat roofing material up to 8 mm	1	333	333	350	373	417	430	414	440	474

Installation products

BDX 2000	(Including BFX)	3	52	52	54	57	59	61	59	59	64
----------	-----------------	---	----	----	----	----	----	----	----	----	----

Total price example

Roof windows, flashings and installation products	7	1,905	1,812	2,006	2,197	2,526	2,650	2,577	2,522	2,982
---	---	-------	-------	-------	-------	-------	-------	-------	-------	-------

All prices in EUR (€)
Find all flashing types, sizes and prices on velux.ie



Fully customisable

- Available in centre-pivot and top-hung variants
- Choose from a wide range of sizes
- Available in white polyurethane and white painted finishes

Blinds and shutters

- Consider interior blinds for light control, and anti-heat blinds or shutters for added heat protection

Read more on page 121.

Intelligent home control

- Combine your VELUX solar and electrical products with our intelligent home control solutions for multiple product operation, scheduling and automation

Read more on page 27.

Flashing

- For further flashing information read more on page 96

Transform with daylight

- The Quattro combination is recommended for large rooms













Quattro

Double-height expansive view

The VELUX Quattro combination takes the Classic side-by-side and doubles it for even more daylight and fantastic floor-to-ceiling views. This four-window solution creates a dramatic centrepiece, increasing the amount of daylight and the feeling of spaciousness in your room.

- Floor-to-ceiling views and more daylight
- Increases the feeling of spaciousness

Popular combinations

	UNITS	FK06	MK04	MK06	MK08	PK06	PK08	PK10	SK06	SK08	UK04	UK08
Individual external frame sizes (w×h) cm		66×118	78×98	78×118	78×140	94×118	94×140	94×160	114×118	114×140	134×98	134×140
												

Roof window example

GGL 2070	4	472	441	498	551	551	644	679	662	701	635	772
----------	---	-----	-----	-----	-----	-----	-----	-----	-----	-----	-----	-----

Flashing for 100 mm frame distance

EKW S0222 for profiled roofing material up to 120 mm	1	510	510	537	573	608	640	659	634	675	675	726
EKL S0222 for slate up to 8 mm thick	1	510	510	537	573	608	640	659	634	675	675	726

Installation products

BDX 2000 (including BFX)	4	52	52	54	57	57	59	61	59	61	59	64
--------------------------	---	----	----	----	----	----	----	----	----	----	----	----

Total price example

Roof windows, flashings and installation products	9	2,606	2,482	2,745	3,005	3,040	3,452	3,619	3,518	3,723	3,451	4,070
---	---	-------	-------	-------	-------	-------	-------	-------	-------	-------	-------	-------

All prices in EUR (€)
Find all flashing types, sizes and prices on velux.ie



Duo

Ideal for narrow rooms

For narrow rooms, such as above stairs, a duo combination of two VELUX roof windows draws more daylight deep into the room. By adding an additional roof window, you can enhance the feeling of spaciousness, maximise natural light

and create an architectural feature in otherwise often dark and overlooked spaces.

- Enhanced views and more daylight
- Increases the feeling of spaciousness

Popular combinations

	UNITS	FK06	MK04	MK06	MK08	PK06	PK08	PK10	SK06	SK08	UK04	UK08
Individual external frame sizes (w×h) cm		66×118	78×98	78×118	78×140	94×118	94×140	94×160	114×118	114×140	134×98	134×140

Roof window example

GGL 2070	2	472	441	498	551	551	644	679	662	701	635	772
----------	---	-----	-----	-----	-----	-----	-----	-----	-----	-----	-----	-----

Flashing

EKW S00W01 for profiled roofing material up to 120 mm	1	328	328	344	365	381	399	411	396	419	415	447
EKL S00L01 for slate up to 8 mm thick	1	328	328	344	365	381	399	411	396	419	415	447

Total price example

Roof windows, flashings and installation products	3	1,272	1,210	1,340	1,467	1,483	1,687	1,769	1,720	1,821	1,685	1,991
---	---	-------	-------	-------	-------	-------	-------	-------	-------	-------	-------	-------

Fully customisable

- Available in centre-pivot and top-hung variants
- Choose from a wide range of sizes
- Available in white polyurethane and white painted finishes

Blinds and shutters

- Consider interior blinds for light control, and anti-heat blinds or shutters for added heat protection

Read more on page 121.

Intelligent home control

- Combine your VELUX solar and electrical products with our intelligent home control solutions for multiple product operation, scheduling and automation

Read more on page 27.

Flashing

- For further flashing information read more on page 96

Transform with daylight

- The Duo combination is recommended for narrow rooms like staircases



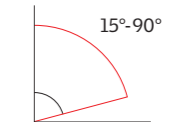
Expand your view

Featured products:
GIL PK34 2070 with a GGL PK10 2070

Total price of this combination: €1,404



Roof pitch



Flashings

- For further flashing information read more on page 97

Glazing options

	Double glazing --70	Triple glazing --68	Triple glazing --66
Rain noise reduction	✓	✓	✓
Safety lamination	✓	✓	✓
Toughened glass	✓	✓	✓
UV filter	✓	✓	✓
Easy-to-clean			✓
Anti-dew			✓
Thermal transmittance of glazing (U _g -value)	1.0	0.7	0.6

Read more about glazing specifications on page 22.

Sloping and fixed

A sleek solution to increase your view

Extend your views with a fixed roof window element that blends seamlessly with the roof window. The window element fills the sloping space between the floor and the bottom of the roof window to provide more expansive views and more daylight. This is the ideal choice if you want to maximise your window area.

Add the right size opening window to create the perfect combination. See page 170 for available sizes.

- Slim connection
- Daylight extension
- Suitable for all rooms

Blinds and shutters

- Consider interior blinds for light control, and anti-heat blinds or shutters for added heat protection

Read more on page 121.

Transform with daylight

- This solution is recommended where you want floor-to-ceiling daylight. Combine two or three sloping extensions for even more daylight

External frame sizes (w×h) cm	U _w -value	FK34	MK34	PK34	SK34	UK34
	W/m ² K	66×92	78×92	94×92	114×92	134×92



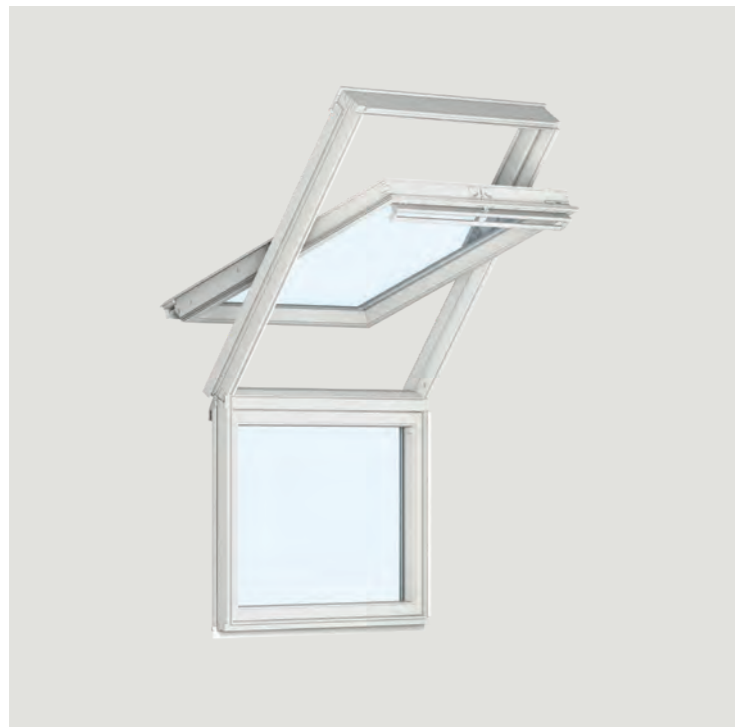
White polyurethane

GIU 0070	1.3	637	697	804	925	965
GIU 0068	1.1	796	871	1,005	1,156	1,207
GIU 0066	1.0	930	1,018	1,174	1,351	1,409

White painted

GIL 2070	1.3	-	628	725	834	870
GIL 2068	1.1	-	785	906	1,042	1,088
GIL 2066	1.0	-	917	1,059	1,217	1,270

All prices in EUR (€)
Find all types, sizes and prices on velux.ie








Sloping and vertical

Vertical façade extension for increased view, VIU, VFE, VFA & VFB

Extend your views with a fixed or openable vertical roof window element. The additional element fills the vertical space between the floor and the bottom of the roof window to provide more expansive views and more daylight.

- Perfect for one-and-a-half storey homes
- Fixed or opening window elements
- Extra façade view and daylight

External frame sizes (w×h) cm	U _w -value	MK35	PK35	SK35	UK35
	W/m ² K	78×95	94×95	114×95	134×95
					

White polyurethane

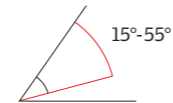
VIU 0070 Fixed	1.3	706	829	951	998
VIU 0068 Fixed	1.1	883	1,036	1,188	1,248
VIU 0066 Fixed	1.0	1,031	1,210	1,388	1,458

White painted

VFE 2070 Bottom-hung opening inwards	1.3	706	829	951	998
VFE 2068 Bottom-hung opening inwards	1.1	883	1,036	1,188	1,248
VFE 2066 Bottom-hung opening inwards	1.0	1,031	1,210	1,388	1,458
VFA/VFB 2070 Tilt and turn inwards to the left/right	1.3	775	909	1,043	-
VFA/VFB 2068 Tilt and turn inwards to the left/right	1.1	969	1,137	1,304	-
VFA/VFB 2066 Tilt and turn inwards to the left/right	1.0	1,132	1,328	1,523	-

All prices in EUR (€)
Find all sizes and prices on velux.ie







Roof pitch



Flashings

- For further flashing information read more on page 97

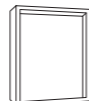
Glazing options

	Double glazing --70	Triple glazing --68	Triple glazing --66
 Rain noise reduction	✓	✓	✓
 Safety lamination	✓	✓	✓
 Toughened glass	✓	✓	✓
 UV filter	✓	✓	✓
 Easy-to-clean			✓
 Anti-dew			✓
Thermal transmittance of glazing (U _g -value)	1.0	0.7	0.6

Read more about glazing specifications on page 22.

Details

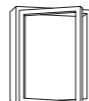
Fixed element VIU



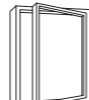
Bottom-hung opening inwards VFE



Tilt and turn inwards to the left VFA



Tilt and turn inwards to the right VFB



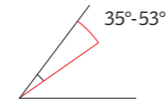
Expand your view

Featured products:
GGL MK08 2070 and VFE MK35 2070

Total price of this combination: €1,257



Roof pitch



Interior finish options



White painted
Bright white finish for modern interiors

Glazing options

	Triple glazing --66
Rain noise reduction	✓
Safety lamination	✓
Toughened glass	✓
UV filter	✓
Easy to clean	✓
Anti-dew	✓
Thermal transmittance of glazing (U _g -value)	0.6-0.7

Blinds and shutters

- Consider interior blinds for light control, and anti-heat blinds or shutters for added heat protection

Read more on page 121.

Roof balcony

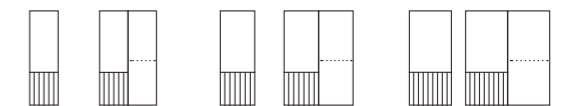
From roof window to balcony experience

Transform your home and welcome in the outdoors by simply opening your VELUX roof balcony. The innovative balcony opens in seconds to give your home more space, daylight and fresh air. Consisting of a top-hung roof window and a bottom section that unfolds into a glazed balcony with elegant side banister railings, it's a balcony experience like no other.

- Top element opens 45° giving you extra headroom and beautiful panoramic views
- Transforms from a roof window into a balcony in seconds
- Side banister railings for extra safety
- Energy-efficient triple glazing is featured as standard
- Double package consists of one roof balcony and one top-hung upper and fixed lower element



External frame sizes (w×h) cm	U _w -value	MK19	MK19	PK19	PK19	SK19	SK19
	W/m ² K	78×252	166×252	94×252	198×252	114×252	238×252



White painted

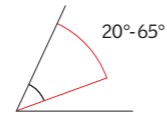
GDL S10L02*	Including flashings for slate up to 8 mm thick.	1.2	3,251	-	3,493	-	3,729	-
GDL S10W02*	Including flashings for profiled roofing material up to 120 mm in profile.	1.2	3,251	-	3,493	-	3,729	-
GDL SK0L222	Including 1 x GPL & 1 x GIL and flashings for slate up to 8 mm thick.	1.2	-	5,992	-	6,436	-	6,982
GDL SK0W224	Including 1 x GPL & 1 x GIL and flashings for profiled roofing material up to 120 mm in profile.	1.2	-	5,992	-	6,436	-	6,982

* Includes installation products (BDX 2000)

All prices in EUR (€)
Find all sizes and prices on velux.ie



Roof pitch



Glazing options

	--00	--59
Rain noise reduction		
Safety lamination		
Toughened glass		✓
UV filter		
Easy-to-clean		
Anti-dew		

Cold room

Cold room windows GVK, GVT

The VELUX cold room roof window is designed for use in uninhabited rooms where easy access to the roof and regular ventilation is needed. Side-hung, it opens to the left or right depending on your preference. The window is made from maintenance-free aluminium and polyurethane and comes with integrated flashing.

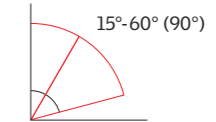
- Three ventilation positions for constant low-level air flow
- Patented opening restrictor securely holds the window open at 90°
- Safe roof access using the moulded tread with grooves (GVT)
- Extruded aluminium sash for a maintenance-free window

External frame sizes (w×h) cm	103	
	46×61	54×83
Black polyurethane		
GVK 0000Z	212	-
GVT 0059Z	-	288

All prices in EUR (€)
Find all sizes and prices on velux.ie



Roof pitch



For geometric smoke ventilation, system is certified to EN ISO12101-2 for roof pitches between 15-90°. For aerodynamic smoke ventilation, system is certified to EN ISO12101-2 for roof pitches between 15-60°.

Interior finish options



White polyurethane
Maintenance-free and moisture resistant

Glazing options

	Double glazing --70	Triple glazing --66
Rain noise reduction	✓	✓
Safety lamination	✓	✓
Toughened glass	✓	✓
UV filter	✓	✓
Easy-to-clean		✓
Anti-dew		✓

Thermal transmittance of glazing (U_g-value) 1.0 0.6

Read more about glazing specifications on page 22.

Smoke ventilation sloped roof window

Electric smoke ventilation roof windows GGU

A VELUX smoke ventilation roof window is designed to quickly release smoke and excess heat. The VELUX smoke ventilation control system can enable several functions including automatic opening of the smoke ventilation window. It can also be opened to let in fresh air for improved indoor comfort. The VELUX smoke ventilation window is extensively tested and compliant with all EU requirements.

- Available for 1 m² (SK06 size) or 1.5 m² (UK08 size) of smoke free ventilation area
- Opens to full fire position in just 60 seconds when smoke ventilation is activated
- Same exterior design as other VELUX sloped roof windows
- Tested according to DIN EN 12101-2
- Compatible with wind deflector KFD to optimise the aerodynamic ventilation areas

External frame sizes (w×h) cm	U _w -value	SK06	UK08
	W/m ² K	114×118	134×140

White polyurethane

GGU S40L01	GGU 0070 electric window + flashings for slate up to 8 mm thick. Supplied with 1 smoke sensor, 1 break glass point and 1 wall control unit (KFX 210).	1.3	2,483	2,641
GGU S40W01	GGU 0070 electric window + flashings for tiles up to 120 mm in profile. Supplied with 1 smoke sensor, 1 break glass point and 1 wall control unit (KFX 210).	1.0	2,483	2,641

All prices in EUR (€)
Find all sizes and prices on velux.ie



A VELUX installation
is all about quality
and efficiency

Installation and flashings

Flashing sets

Page 90

Standard installation

Recessed installation

Flashings for combinations and extensions

Solar integrator

Replacement

Vapour barrier collar

Page 102

Lining

Page 103

Product upgrades for a more efficient workflow



6 improvements to the installation process



1. More convenient carrying
A new handle on the packaging box makes it easier to carry the boxes from the van to the roof.



2. Improved insulation
The height of the insulation collar BDX has been increased to match changing batten dimensions. This brings it even further into the room for a better insulated connection towards the lining.



3. Simpler mounting
All screws are now magnetic so they are easier to handle.



4. Easier underfelt integration
The underfelt collar BFX has been improved to make it easier to fit – even on windy days. Simply attach the folded BFX collar to the top of the roof window and unfold it into place.



5. Hammer-free flashing mounting
All nails in the flashing clips have been replaced by magnetic screws so no hammer is needed.

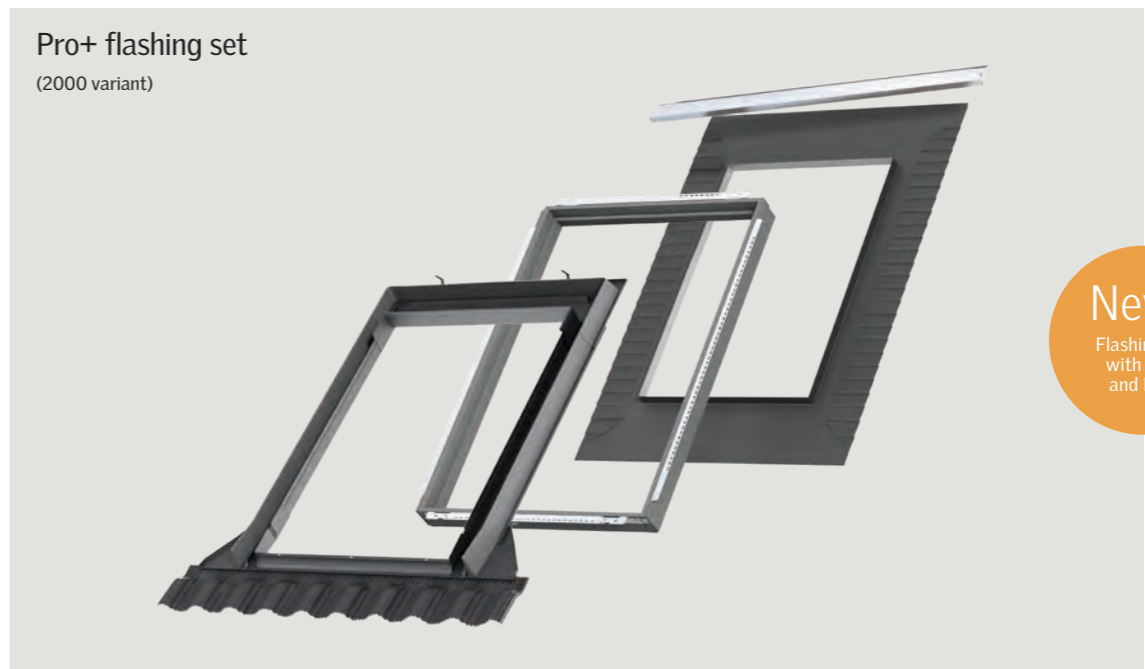


6. Faster disposal
All plastic has been removed from the flashing and roof window packaging. No sorting of waste is necessary as all of it can be disposed of in a cardboard recycling container.

High-quality installation products now included in the flashing set



Pro+ flashing set
(2000 variant)



News
Flashing set with BDX and BFX


Installation products

Insulation collar BDX

- Insulates around the roof window frame, reducing heat loss and eliminating cold bridges
- Flexible insulation collar can be compressed for quick installation
- The combination of rigid and flexible foam ensures a tight, energy-efficient installation to the roof construction

Underfelt collar BFX

- Ensures a perfect fit and watertight seal between the roof window, battens, and the roofing underfelt
- Easy to fit. Simply place on top of the roof window and unfold
- An adjustable and self-supporting drainage gutter is included in the BFX. This leads the water away from the head of the roof window if there is a leak above



Pro+ flashing set

Our new Pro+ flashing set contains everything you need for the best possible weatherproof and well-insulated installation result, for long-lasting performance.

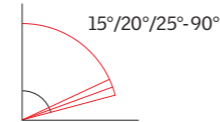
An easy-to-install flashing set for all weather conditions and with added insulation for reduction of heat loss and cold bridges.

Included as standard with every flashing:

- Underfelt collar BFX and drainage gutter
- Insulation collar BDX



Roof pitch



EDW 15°-90°
EDL 15°-90°
EDP 25°-90°
EDT 20°-90°


Colour options



Dark grey
(Standard)

Standard installation height

- Install the brackets at the top and the bottom of the window frame, at the red line level



Standard flashings

The Pro+ (2000) flashing set comes with underfelt collar (BFX) for a watertight seal between the roof window and the roof and insulation collar (BDX) for reduction of heat loss and eliminating cold bridges.

The Pro (1000) flashing set comes with underfelt collar (BFX) for a watertight seal between the roof window and the roof.

Profiled roofing material EDW

- For profiled roofing material up to 120 mm
- Suitable for interlocking slate, thatch and profiled sheeting
- Roof pitches from 15°-90°

Slate EDL

- For slate up to 8 mm thick
- Not for interlocking slate See EDW for details
- Roof pitches from 15°-90°

Plain tiles EDP


- For plain tiles (max length 300 mm)
- Maximum thickness of 14 mm
- Roof pitches from 25°-90°

Flat tiles EDT

- For flat tiles 15-40 mm thick
- Designed for neater finish
- Roof pitches from 20°-90°



EDW



EDL



EDP



EDT

External frame sizes (w×h) cm	CK02	CK04	CK06	FK06	MK04	MK06	MK08	PK06	PK08	PK10	SK06	SK08	UK04	UK08
	55×78	55×98	55×118	66×118	78×98	78×118	78×140	94×118	94×140	94×160	114×118	114×140	134×98	134×140

Pro+ flashing set including insulation collar (BDX) and underfelt collar (BFX)

EDW 2000	115	119	124	132	132	138	146	152	159	164	158	167	165	178
EDL 2000	115	119	124	132	132	138	146	152	159	164	158	167	165	178
EDT 2000	129	132	138	147	147	154	163	170	178	184	177	187	185	200
EDP 2000	-	-	-	132	132	138	146	152	159	164	158	167	165	178

External frame sizes (w×h) cm	CK02	CK04	CK06
	55×78	55×98	55×118

Pro flashing set including underfelt collar (BFX)

EDW 1000	105	107	112
EDL 1000	105	107	112
EDT 1000	115	118	123
EDP 1000	105	107	112

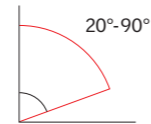
The 1000 variant containing underfelt collar (BFX) is available in sizes CK--.
Suitable for rafter openings where there is insufficient tolerance for the insulation collar (BDX)

All prices in EUR (€)
Find all flashing types, sizes and prices on velux.ie



EDN

Roof pitch



Colour options



Dark grey (Standard)

Recessed installation height

- Recessed flashings provide a sleek and streamlined finish as the roof window is installed 40 mm deeper into the roof structure, meaning that less of the roof window protrudes above the roofline



- Install the brackets at the sides of the roof window frame, at the blue line level



EDJ



Recessed flashings

The Pro+ (2000) flashing set comes with underfelt collar (BFX) for a watertight seal between the roof window and the roof and insulation collar (BDX) for reduction of heat loss and eliminating cold bridges.

Slate EDN

- For slate up to 8 mm thick
- Not for interlocking slate
- Roof pitches from 20°-90°

Flat or profiled roofing material EDJ

- For flat or profiled roofing material up to 90 mm in profile
- Roof pitches from 20°-90°

The Pro (1000) flashing set comes with underfelt collar (BFX) for a watertight seal between the roof window and the roof.

External frame sizes (w×h) cm	CK02	CK04	CK06	FK06	MK04	MK06	MK08	PK06	PK08	PK10	SK06	SK08	UK04	UK08
	55×78	55×98	55×118	66×118	78×98	78×118	78×140	94×118	94×140	94×160	114×118	114×140	134×98	134×140

Pro+ flashing set including insulation collar (BDX) and underfelt collar (BFX)

EDN 2000	176	180	188	200	200	209	222	230	240	249	240	253	250	270
EDJ 2000	176	180	188	200	200	209	222	230	240	249	240	253	250	270

External frame sizes (w×h) cm	CK02	CK04	CK06
	55×78	55×98	55×118

Pro flashing set including underfelt collar (BFX)

EDN 1000	141	144	151
EDJ 1000	141	144	151

The 1000 variant containing underfelt collar (BFX) is available in sizes CK--.
Suitable for rafter openings where there is insufficient tolerance for the insulation collar (BDX)

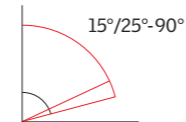
All prices in EUR (€)
Find all flashing types, sizes and prices on velux.ie

Flashings for combinations

If you want to use multiple VELUX roof windows in your room, VELUX combination flashings give you the interconnectivity needed for easy installation. They are designed for all combinations of VELUX roof windows and give a watertight installation.

- For multiple VELUX roof windows
- High-quality watertight installation
- Maintenance-free exterior

Roof pitch



EBW / EKW 15°-90°
EBL / EKL 15°-90°
EBP / EKP 25°-90°



Integrated side-by-side combination

External frame sizes (w×h) cm	CK02	CK04	CK06	FK06	MK04	MK06	MK08	PK06	PK08	PK10	SK06	SK08	UK04	UK08
	55×78	55×98	55×118	66×118	78×98	78×118	78×140	94×118	94×140	94×160	114×118	114×140	134×98	134×140

Flashing for 18 mm frame distance

EBW 4021B* for profiled roofing material up to 120 mm	470	485	507	538	538	563	599	624	653	675	650	685	678	733
EBL 4021B* for slate up to 8 mm thick	470	485	507	538	538	563	599	624	653	675	650	685	678	733
EBP 4021B* for plain tile up to 28 mm (2 x 14 mm)	470	485	507	538	538	563	599	-	653	675	650	-	678	733

Flashing for 100 mm frame distance

EKW 4021E* for profiled roofing material up to 120 mm	470	485	507	538	538	563	599	624	653	675	650	685	678	733
EKL 4021E* for slate up to 8 mm thick	470	485	507	538	538	563	599	624	653	675	650	685	678	733
EKP 4021E* for plain tile up to 28 mm (2 x 14 mm)	470	485	507	538	538	563	599	-	653	675	650	-	678	733
EKJ 4021E* for recessed installation into profiled roofing material up to 120 mm	537	553	578	614	614	644	684	716	749	774	744	786	779	841
EKN 4021E* for recessed installation into slate up to 8 mm thick	537	553	578	614	614	644	684	716	749	774	744	786	779	841

Classic side-by-side combination

Flashing for 100 mm frame distance

EKW 0021E for profiled roofing material up to 120 mm	193	198	207	222	222	233	249	264	278	287	276	293	293	316
EKL 0021E for slate up to 8 mm thick	193	198	207	222	222	233	249	264	278	287	276	293	293	316
EKP 0021E for plain tile up to 28 mm (2 x 14 mm)	193	198	207	222	222	233	249	-	278	287	276	-	293	316
EKJ 0021E for recessed installation into profiled roofing material up to 120 mm	260	266	278	298	298	314	334	356	374	386	370	394	394	424
EKN 0021E for recessed installation into slate up to 8 mm thick	260	266	278	298	298	314	334	356	374	386	370	394	394	424

* Includes installation products (BDX 2000, bearing beams and cover plate)

For Integrated side-by-side see page 64 for additional information
For Classic side-by-side see page 66 for additional information



Integrated triple combination

External frame sizes (w×h) cm	CK02	CK04	CK06	FK06	MK04	MK06	MK08	PK06	PK08	PK10	SK06	SK08	UK04	UK08
	55×78	55×98	55×118	66×118	78×98	78×118	78×140	94×118	94×140	94×160	114×118	114×140	134×98	134×140

Flashing for 18 mm frame distance

EBW 4031B* for profiled roofing material up to 120 mm	689	711	744	790	785	822	875	-	-	-	-	-	-	-
EBL 4031B* for slate up to 8 mm thick	689	711	744	790	785	822	875	-	-	-	-	-	-	-

Flashing for 100 mm frame distance

EKW 4031E* for profiled roofing material up to 120 mm	689	711	744	789	784	822	875	-	-	-	-	-	-	-
EKL 4031E* for slate up to 8 mm thick	689	711	744	789	784	822	875	-	-	-	-	-	-	-
EKW 3031E** for profiled roofing material up to 120 mm	-	-	-	-	-	-	-	806	849	882	834	887	868	950
EKL 3031E** for slate up to 8 mm thick	-	-	-	-	-	-	-	806	849	882	834	887	868	950

Classic triple combination

Flashing for 100 mm frame distance

EKW S0312 for profiled roofing material up to 120 mm	290	297	310	333	333	350	373	-	417	430	414	-	440	474
EKL S0312 for slate up to 8 mm thick	290	297	310	333	333	350	373	-	417	430	414	-	440	474

* Includes installation products (BDX 2000, bearing beams and cover plates)

** Includes installation products (BDX 2000 and cover plates)

For Integrated triple see page 68 for additional information

For Classic triple see page 70 for additional information

All prices in EUR (€)
Find all flashing types, sizes and prices on velux.ie



Quattro combination

External frame sizes (w×h) cm	CK02	CK04	CK06	FK06	MK04	MK06	MK08	PK06	PK08	PK10	SK06	SK08	UK04	UK08
	55×78	55×98	55×118	66×118	78×98	78×118	78×140	94×118	94×140	94×160	114×118	114×140	134×98	134×140

Flashing for 100 mm frame distance

Flashing type	CK02	CK04	CK06	FK06	MK04	MK06	MK08	PK06	PK08	PK10	SK06	SK08	UK04	UK08
EKW S0222 for profiled roofing material up to 120 mm	445	456	475	510	510	537	573	608	640	659	634	675	675	726
EKL S0222 for slate up to 8 mm thick	445	456	475	510	510	537	573	608	640	659	634	675	675	726

For Quattro combination see page 73 for additional information



Duo combination

External frame sizes (w×h) cm	CK02	CK04	CK06	FK06	MK04	MK06	MK08	PK06	PK08	PK10	SK06	SK08	UK04	UK08
	55×78	55×98	55×118	66×118	78×98	78×118	78×140	94×118	94×140	94×160	114×118	114×140	134×98	134×140

Flashing for 100 mm frame distance

Flashing type	CK02	CK04	CK06	FK06	MK04	MK06	MK08	PK06	PK08	PK10	SK06	SK08	UK04	UK08
EKW S00W01 for profiled roofing material up to 120 mm	287	296	308	328	328	344	365	381	399	411	396	419	415	447
EKL S00L01 for slate up to 8 mm thick	287	296	308	328	328	344	365	381	399	411	396	419	415	447

For Duo combination see page 74 for additional information

All prices in EUR (€)
Find all flashing types, sizes and prices on velux.ie



Sloping and fixed

External frame sizes (w×h) cm	MK04	MK06	MK08	PK06	PK08	PK10	SK06	SK08	UK04	UK08
	78×98	78×118	78×140	94×118	94×140	94×160	114×118	114×140	134×98	134×140

Flashing for upper element

Flashing type	MK04	MK06	MK08	PK06	PK08	PK10	SK06	SK08	UK04	UK08
EDW 2000 for profiled roofing material up to 120 mm	132	138	146	152	159	164	158	167	165	178
EDL 2000 for slate up to 8 mm thick	132	138	146	152	159	164	158	167	165	178
EDJ 2000 for recessed installation into profiled roofing material up to 90 mm	200	209	222	230	240	249	240	253	250	270
EDN 2000 for recessed installation into slate up to 8 mm thick	200	209	222	230	240	249	240	253	250	270

Flashing for extension element

Flashing type	WK34									
ETW 0000 for profiled roofing material up to 120 mm	67	67	67	67	67	67	67	67	67	67
ETL 0000 for slate up to 8 mm thick	67	67	67	67	67	67	67	67	67	67
ETJ 0000 for recessed installation into profiled roofing material up to 90 mm	143	143	143	143	143	143	143	143	143	143
ETN 0000 for recessed installation into slate up to 8 mm thick	143	143	143	143	143	143	143	143	143	143

For Sloping and fixed see page 77 for additional information



Sloping and vertical

External frame sizes (w×h) cm	MK04	MK06	MK08	PK06	PK08	PK10	SK06	SK08	UK04	UK08
	78×98	78×118	78×140	94×118	94×140	94×160	114×118	114×140	134×98	134×140

Flashing

Flashing type	MK04	MK06	MK08	PK06	PK08	PK10	SK06	SK08	UK04	UK08
EFW 0012 for profiled roofing material up to 120 mm	177	186	198	210	221	228	219	233	233	251
EFL 0012 for slate up to 8 mm thick	177	186	198	210	221	228	219	233	233	251
EFJ 0012 for recessed installation into profiled roofing material up to 90 mm	303	318	339	361	379	391	376	400	400	430
EFN 0012 for recessed installation into slate up to 8 mm thick	303	318	339	361	379	391	376	400	400	430

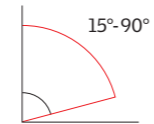
For Sloping and vertical see page 78 for additional information

All prices in EUR (€)
Find all flashing types, sizes and prices on velux.ie



ODL

Roof pitch




Flashing colour options



Black Grey aluminium

Availability and ordering process

- To ensure the perfect integration of VELUX roof windows into an in-roof solar panel system, you need 4 products: the VELUX roof window (1) and VELUX solar Integrator flashing (2). The connector (3) for the connection to the solar panel system (4) is available from the solar panel provider.



Installation and flashings

Solar integrator

Flashing for integrating VELUX roof windows into in-roof solar panel systems

This specially developed flashing system provides a simple, fast, safe and seamless connection for VELUX roof windows to a selected number of in-roof solar panel systems from different manufacturers.

As a result, the roof is used to maximum effect for generating solar energy and, at the same time, a comfortable living space is created under the roof.

- Easily integrated with selected solar panel systems
- 25 mm sideways flexibility for perfect positioning
- Tested to withstand extreme weather conditions
- The flashing does not cover or block the solar panel ensuring maximum energy generation


External frame sizes (w×h) cm	MK06	MK08	PK08	SK10
	78×118	78×140	94×140	114×160
VELUX Solar Integrator flashing				
ODL 050001 - Black. For GSE and Viridian solar panel solutions	143	153	170	187
ODL 000001 - Grey. For GSE and Viridian solar panel solutions	143	153	170	187

Compatible with selected solar panel systems.

All prices in EUR (€)
Find all sizes and prices on velux.ie

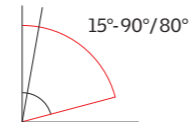


EW



EL

Roof pitch



EW 15°-90°
EL 15°-90°
ELX 15°- 80°

Details

- Minimal disruption as existing lining is retained
- On most occasions the work can be carried out from the inside
- Replacement installation for a single window usually takes under a day
- For flat or profiled roofing material

For replacing single roof windows installed after April 2001 read more about standard flashing options on page 85.

Benefits of replacing your roof window

- Better energy efficiency – modern roof windows have better thermal insulation properties and are up to 115% more energy efficient
- More light and fresh air – new VELUX roof windows have larger glazed areas and come in white finishes to match modern interiors
- More choice, more comfort – modernise your roof windows, from improving noise reduction to controlling from your smart phone, a solution for every project



Type signs for old roof windows manufactured before April 2001



Installation and flashings

Replacement flashings

VELUX replacement flashings make it easy to replace VELUX roof windows without removing the existing lining. The roof windows are simply replaced in the existing aperture. This lets you enjoy a new window without the extra work involved in interior decoration or bathroom retiling.

Profiled roofing material EW

- For replacing a VELUX roof window from before April 2001 while maintaining the original installation level of the window
- For profiled roofing material up to 120 mm

Slate EL

- For replacing a VELUX roof window from before April 2001 while maintaining the original installation level of the window
- EL is a flashing for slate up to 8 mm thick

Flashing adaptor ELX

The flashing adaptor kit ELX is used for replacing window combinations and also in conjunction with standard single flashings like EDW and EDL when replacing an old window where the internal finish is not being replaced and the roof window is placed more above the **red line** than normal.



Start your replacement journey with a VELUX Certified Installer:
velux.ie/replacement

External frame sizes (w×h) cm	CK01	CK02	CK04	FK06	MK04	MK06	MK08	PK08	PK10	SK06	UK04	UK08
	55×70	55×78	55×98	66×118	78×98	78×118	78×140	94×140	94×160	114×118	134×98	134×140

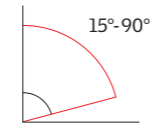
For replacing single roof windows installed before April 2001 window size to be replaced shown in brackets	101 (9)	102	104 (6)	206	304 (1)	306 (14)	308 (2)	408	410 (3)	606 (4)	804 (7)	808 (7)
--	---------	-----	---------	-----	---------	----------	---------	-----	---------	---------	---------	---------

Replacement flashings		CK01	CK02	CK04	FK06	MK04	MK06	MK08	PK08	PK10	SK06	UK04	UK08
EW 0000	Flashing for profiled roofing material up to 120 mm	100	100	102	115	115	121	129	144	149	143	152	163
EL 0000	Flashings for slate up to 8 mm thick	100	100	102	115	115	121	129	144	149	143	152	163
ELX 0000	Adaptor flashing for combinations Also for use in conjunction with EDL and EDW	88	88	90	101	101	106	113	126	130	125	133	143

All prices in EUR (€)
Find all flashing types, sizes and prices on velux.ie



Roof pitch



Characteristics

- Unique, welded rubber seal gasket fits precisely into window groove



- Welded and reinforced corners provide extra security against vapour penetration



Vapour barrier collar

Save time and hassle by using the VELUX vapour barrier collar the fits perfectly into the groove of the roof window.

The vapour barrier collar guarantees a secure and airtight solution and prevents condensation from forming in the roof construction.

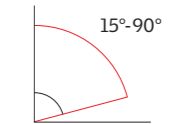
- Fits perfectly to the dimensions of the roof window
- Pre-fitted rubber seals along all sides guarantee a vapour-tight solution
- Unique application tool ensures one-step procedure

External frame sizes (w x h) cm	CK02	CK04	CK06	FK06	MK04	MK06	MK08	PK06	PK08	PK10	SK06	UK04
	55x78	55x98	55x118	66x118	78x98	78x118	78x140	94x118	94x140	94x160	114x118	134x98
BBX 0000	33	34	35	37	37	38	40	40	42	44	42	42

All prices in EUR (€)
Find all sizes and prices on velux.ie




Roof pitch




Characteristics

- The white finish provides maximum daylight influx



- The shape ensures correct warm air circulation that helps to prevent condensation



Lining

If you want a ready-made solution, our prefabricated linings make installation easy, with no need for additional painting or adhesives.

VELUX linings are made in water-resistant and maintenance-free PVC material and fit perfectly with VELUX roof windows.

- Click-on brackets save time and ensure correct installation
- Design enhances insulation and minimises cold bridges
- Includes BBX vapour barrier for an airtight seal

External frame sizes (w x h) cm	CK02	CK04	CK06	FK06	MK04	MK06	MK08	PK08	SK06	UK04	
	55x78	55x98	55x118	66x118	78x98	78x118	78x140	94x140	114x118	134x98	
White PVC Lining incl. BBX											
LSB 2000	For roof thickness up to 300 mm	204	208	213	217	217	221	230	234	237	252
LSC 2000	For roof thickness up to 400 mm	253	258	264	269	269	274	285	291	293	312
LSD 2000	For roof thickness up to 500 mm	408	417	426	435	435	444	462	471	475	497

All prices in EUR (€)
Find all types, sizes and prices on velux.ie



Flat roof windows

Curved glass – New generation

Page 108

Flat glass – New generation

Page 110

Dome with glazing

Page 112

Dome

Page 114

Special function flat roof windows

Page 116

**Vario by VELUX
Bespoke rooflights**

Page 118

The full range of flat roof windows

We offer a complete range of flat roof windows that covers all needs. From innovative curved and flat glass rooflights to traditional domes, the VELUX flat roof window portfolio is broad and has something for everyone.

<p>New generation</p>  <p>Curved glass rooflight</p> <p>Top performer with CurveTech</p> <ul style="list-style-type: none"> • Maximum daylight area • Excellent energy performance • State-of-the art design • Excellent sound reduction • Clear view and drainage with CurveTech <p>News New sizes available from autumn 2023</p> <p>(Price example 100 x 100 cm) €1,587</p> <p>See more page 108 →</p>	<p>New generation</p>  <p>Flat glass rooflight</p> <p>Daylight, design & aesthetics</p> <ul style="list-style-type: none"> • Maximum daylight area • Excellent energy performance • State-of-the art design • Excellent sound reduction <p>(Price example 100 x 100 cm) €1,330</p> <p>See more page 110 →</p>	 <p>Dome with glazing</p> <p>Advanced dome solution</p> <ul style="list-style-type: none"> • Good daylight area • Good energy performance • Classic design • Good sound reduction <p>(Price example 100 x 100 cm) €982</p> <p>See more page 112 →</p>	 <p>Dome</p> <p>Without glazing. For uninhabited rooms and buildings</p> <ul style="list-style-type: none"> • Basic daylight area • Basic energy performance <p>(Price example 100 x 100 cm) €708</p> <p>See more page 114 →</p>
--	---	--	--

Bespoke solution

- If you are looking for a bespoke solution, check out Vario by VELUX on page 118



Specifications for flat roof windows	New generation	New generation		
	Curved glass rooflight	Flat glass rooflight	Dome with glazing	Dome
Application areas	• Habitable rooms	• Habitable rooms	• Habitable rooms	• Uninhabited rooms and buildings, such as warehouses, garages, sheds, or industrial buildings
Roof pitch	• 0-15°	• 2-15°	• 0-15°	• 0-15°
Design	<ul style="list-style-type: none"> • Curved glass top • 88% daylight area* • Glass-to-edge inside view • Glass-to-edge curved top • Integrated motor in frame • Discreetly placed blinds • Better view – rain off CurveTech 	<ul style="list-style-type: none"> • Flat glass top • 88% daylight area* • Glass-to-edge inside view • Glass-to-edge flat top • Integrated motor in frame • Discreetly placed blinds 	<ul style="list-style-type: none"> • Clear or opaque dome skin • 70% daylight area* • Integrated motor in frame 	<ul style="list-style-type: none"> • 2 or 3-layer opaque dome skins • 64% daylight area*
Performance	<ul style="list-style-type: none"> • Glass top and base unit with double or triple glazing • Insulating glass unit with inner laminated glass (P4A) • Urc,ref300: 0,65 W/(m²K)** • Arc,ref300: 4,4 m²** • Sound insulation 39 db** • Burglary resistant as standard*** 	<ul style="list-style-type: none"> • Glass top and base unit with double or triple glazing • Insulating glass unit with inner laminated glass (P4A) • Urc,ref300: 0,75 W/(m²K)** • Arc,ref300: 4,1 m²** • Sound insulation 39 db** • Burglary resistant as standard*** 	<ul style="list-style-type: none"> • Dome skin and base unit with double glazing • Insulating glass unit with inner laminated glass (P4A) • U-value: 0,80 W/(m²K)** • Area: 3,4 m²** • Sound insulation 36 db** • Burglary resistant variant available*** 	<ul style="list-style-type: none"> • 2 or 3-layer opaque dome skins (no glazing) • U-value: 2,2W/(m²K)** • Area: 2,6 m²** • Sound insulation 20 db**
Operation	<ul style="list-style-type: none"> • Solar variant • Electric variant • Fixed variant 	<ul style="list-style-type: none"> • Solar variant • Electric variant • Fixed variant 	<ul style="list-style-type: none"> • Electric variant • Fixed variant 	<ul style="list-style-type: none"> • Electric variant • Fixed variant
Smart home and sensors	<ul style="list-style-type: none"> • Intelligent home control compatible • Pre-installed rain sensor as standard • Pre-paired wall switch 	<ul style="list-style-type: none"> • Intelligent home control compatible • Pre-installed rain sensor as standard • Pre-paired wall switch 	<ul style="list-style-type: none"> • Intelligent home control compatible • Pre-installed rain sensor as standard • Pre-paired wall switch 	<ul style="list-style-type: none"> • Intelligent home control compatible • Pre-installed rain sensor as standard • Pre-paired wall switch
Heat protection and daylight adjustment	<ul style="list-style-type: none"> • Anti-heat blind (solar) – Optimised and discreet placement • Blackout blind (solar) – Optimised and discreet placement • Insect screen (manual, cleanable, removable) 	<ul style="list-style-type: none"> • Anti-heat blind (solar) – Optimised and discreet placement • Blackout blind (solar) – Optimised and discreet placement • Insect screen (manual, cleanable, removable) 	<ul style="list-style-type: none"> • Anti-heat blind (solar) • Translucent and blackout blinds (solar/electric) 	

* Daylight area stated as per method in EAD 220062-00-0401 (CE marking). Numbers mentioned are for a size 100100.

** U-value, area and sound insulation is stated for fixed variants with either 2-layer dome (dome), Q variant 2-layer glazing unit (dome with glazing) and 2-layer glazing unit (flat glass and curved glass). U-values and areas are calculated for window size 1.2x1.2 m, with a kerb height of 300 mm, in accordance with method in EN 1873:2014+A1:2016.

*** Complies with EU legislative requirements for burglary resistance, class 2.



New generation

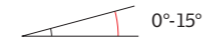
Curved glass rooflight

Solar, electric or fixed variants available

The VELUX glass rooflight with curved glass is a revolution in roof window design. The unique design with a slim frame and invisible sash provides maximum daylight and a beautiful glass-to-edge view from inside the home – even with a blind installed. In addition, the curved-shaped glass top allows rainwater to easily drain off the surface – even on 0° roof pitches.

- Maximum daylight area
- Excellent energy performance
- State-of-the-art design
- Excellent sound reduction
- Clear view and drainage

Roof pitch



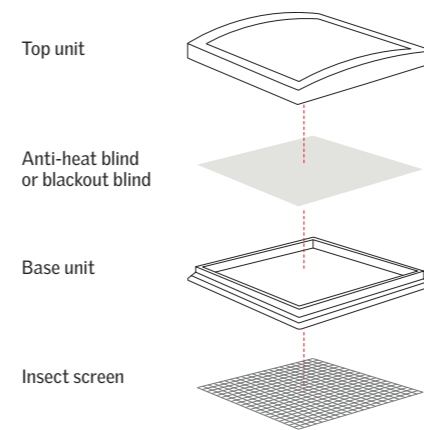
Details

- The premium choice for homeowners with 0-15° roof pitches
- Glass-to-edge curved glass top unit
- Unique window construction with a slim frame and invisible sash
- Available with double or triple glazing for excellent energy performance and sound reduction
- Laminated insulated glass unit for safety
- Burglary resistant*
- Comes in solar, electric and fixed variants
- Solar and electric variants deliver fresh air at the touch of a button and have an integrated rain sensor

* Complies with EU legislative requirements for burglary resistance, class 2

Blind options

- The blinds are discreetly placed in the base-unit construction, between the lower pane and outer glass, and do not compromise daylight, design or your views to the sky. See more about blinds options on page 146



Mounting of blinds is done most conveniently during the rooflight installation process

Intelligent home control

- Combine your VELUX solar or electrical products with our intelligent home control solutions for multiple product operation, scheduling and automation

[Read more on page 27](#)

Motor placement

- On all rectangular sizes, the motor is placed on the long side. Please, refer to the installation instructions for further details



Available sizes	060060	090060	080080	090090	100100	120090	120120	150080	150100	150120	150150	200060	200100
Hole in roof (wxh) cm	60x60	90x60	80x80	90x90	100x100	120x90	120x120	NEW 150x80	NEW 150x100	NEW 150x120	NEW 150x150	200x60	200x100
External frame size (wxh) cm	82x82	112x82	102x102	112x112	122x122	142x112	142x142	172x102	172x122	172x142	172x172	222x82	222x122
h w Window opening***													
U-VALUE**													
	Urc,ref300	Urc,ref300	Urc,ref300	Urc,ref300	Urc,ref300	Urc,ref300	Urc,ref300	Urc,ref300	Urc,ref300	Urc,ref300	Urc,ref300	Urc,ref300	Urc,ref300
	W/(m²K)/	W/(m²K)/	W/(m²K)/	W/(m²K)/	W/(m²K)/	W/(m²K)/	W/(m²K)/	W/(m²K)/	W/(m²K)/	W/(m²K)/	W/(m²K)/	W/(m²K)/	W/(m²K)/
	Arc,ref300	Arc,ref300	Arc,ref300	Arc,ref300	Arc,ref300	Arc,ref300	Arc,ref300	Arc,ref300	Arc,ref300	Arc,ref300	Arc,ref300	Arc,ref300	Arc,ref300
	Area m²	Area m²	Area m²	Area m²	Area m²	Area m²	Area m²	Area m²	Area m²	Area m²	Area m²	Area m²	Area m²

Top unit		060060	090060	080080	090090	100100	120090	120120	150080	150100	150120	150150	200060	200100
ISU 1093	Curved glass top unit	623	687	742	824	916	953	1,191	1,108	1,209	1,420	1,649	1,255	1,731

Base unit		060060	090060	080080	090090	100100	120090	120120	150080	150100	150120	150150	200060	200100	
CVU 0320Q	Solar base unit, 2 layer glazing	0.65/4.4	1,289	1,336	1,377	1,437	1,504	1,531	1,652	1,571	1,672	1,779	1,947	1,672	1,987
CVU 0325Q	Solar base unit, 3 layer glazing	0.55/4.4	1,426	1,487	1,540	1,618	1,705	1,740	1,897	1,793	1,923	2,063	2,281	1,923	2,333
CVU 0220Q	Electric base unit, 2 layer glazing	0.65/4.4	1,187	1,234	1,275	1,335	1,402	1,429	1,550	1,469	1,570	1,677	1,845	1,570	1,885
CVU 0225Q	Electric base unit, 3 layer glazing	0.55/4.4	1,324	1,385	1,438	1,516	1,603	1,638	1,795	1,691	1,821	1,961	2,179	1,821	2,231
CFU 0020Q	Fixed base unit, 2 layer glazing	0.65/4.4	456	503	544	604	671	698	819	738	839	946	1,114	839	1,154
CFU 0025Q	Fixed base unit, 3 layer glazing	0.55/4.4	593	654	707	785	872	907	1,064	960	1,090	1,230	1,448	1,090	1,500

Installation accessories		060060	090060	080080	090090	100100	120090	120120	150080	150100	150120	150150	200060	200100
ZCU 0015	Extension kerb with flange 160 mm	288	305	308	321	331	334	377	348	394	414	487	397	473
ZZZ 210U	Securing kit for roofing material	60	64	64	67	69	70	79	69	82	69	102	69	99
LSF 2000	Lining*	356	382	390	407	424	432	458	437	475	475	509	488	530

* Lining for flat roof. This all-in-one solution includes PVC panels, vapour barrier and facings.

** Calculated for a reference size of 1.2x1.2 m and 300 mm upstand, in a 0° roof pitch.

*** On all rectangular sizes (electric and solar powered), the window opens on the long side.

New sizes available autumn 2023.

All prices in EUR (€)
Find all sizes and prices on velux.ie



News

New sizes available from autumn 2023



New generation

Flat glass rooflight

Solar, electric or fixed variants available

The VELUX flat glass rooflight will bring the magic of daylight into your home. The unique design with a slim frame and invisible sash provides maximum daylight and a beautiful design from inside the home – even with a blind installed.

- Maximum daylight area
- Excellent energy performance
- State-of-the art design
- Excellent sound reduction

Roof pitch



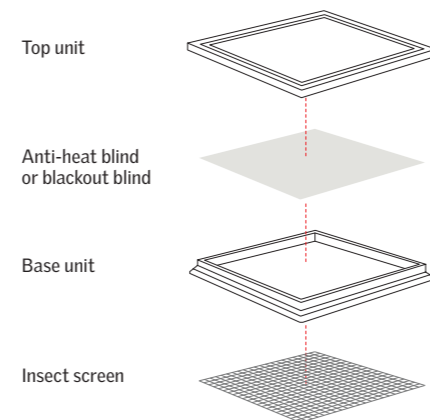
Details

- The elegant choice for roof pitches from 2-15°
- Glass-to-edge flat glass top unit
- Unique window construction with a slim frame and invisible sash
- Available with double or triple glazing for excellent energy performance and sound reduction
- Laminated insulated glass unit for safety
- Burglary resistant*
- Comes in solar, electric and fixed variants
- Solar and electric variants deliver fresh air at the touch of a button and have an integrated rain sensor

* Complies with EU legislative requirements for burglary resistance, class 2

Blind options

- The blinds are discreetly placed in the base-unit construction, between the lower pane and outer glass, and do not compromise daylight, design or your views to the sky. See more about blinds options on page 146



Mounting of blinds is done most conveniently during the rooflight installation process

Intelligent home control

- Combine your VELUX solar and electrical products with our intelligent home control solutions for multiple product operation, scheduling and automation

Read more on page 27

Motor placement

- On all rectangular sizes, the motor is placed on the long side. Please refer to the installation instructions for further details



Available sizes 060060 090060 080080 090090 100100 120090 120120 150080 150100 150120 150150 200060 200100

Hole in roof (wxh) cm 60x60 90x60 80x80 90x90 100x100 120x90 120x120 **NEW** 150x80 **NEW** 150x100 150x120 150x150 **NEW** 200x60 200x100

External frame size (wxh) cm 82x82 112x82 102x102 112x112 122x122 142x112 142x142 172x102 172x122 172x142 172x172 222x82 222x122

h	w	U-VALUE**	060060	090060	080080	090090	100100	120090	120120	150080	150100	150120	150150	200060	200100
Window opening***		Urc.ref300 W/(m²K)/ Arc.ref300 Area m²	☑	☑	☑	☑	☑	☑	☑	☑	☑	☑	☑	☑	☑

Top unit		060060	090060	080080	090090	100100	120090	120120	150080	150100	150120	150150	200060	200100
ISU 2093	Flat glass top unit	448	494	534	593	659	685	857	797	870	1,021	1,186	903	1,246

Base unit		060060	090060	080080	090090	100100	120090	120120	150080	150100	150120	150150	200060	200100	
CVU 0320Q	Solar base unit, 2 layer glazing	0.75/4.1	1,289	1,336	1,377	1,437	1,504	1,531	1,652	1,571	1,672	1,779	1,947	1,672	1,987
CVU 0325Q	Solar base unit, 3 layer glazing	0.60/4.1	1,426	1,487	1,540	1,618	1,705	1,740	1,897	1,793	1,923	2,063	2,281	1,923	2,333
CVU 0220Q	Electric base unit, 2 layer glazing	0.75/4.1	1,187	1,234	1,275	1,335	1,402	1,429	1,550	1,469	1,570	1,677	1,845	1,570	1,885
CVU 0225Q	Electric base unit, 3 layer glazing	0.60/4.1	1,324	1,385	1,438	1,516	1,603	1,638	1,795	1,691	1,821	1,961	2,179	1,821	2,231
CFU 0020Q	Fixed base unit, 2 layer glazing	0.75/4.1	456	503	544	604	671	698	819	738	839	946	1,114	839	1,154
CFU 0025Q	Fixed base unit, 3 layer glazing	0.60/4.1	593	654	707	785	872	907	1,064	960	1,090	1,230	1,448	1,090	1,500



Installation accessories		060060	090060	080080	090090	100100	120090	120120	150080	150100	150120	150150	200060	200100
ZCU 0015	Extension kerb with flange 160 mm	288	305	308	321	331	334	377	348	394	414	487	397	473
ZZZ 210U	Securing kit for roofing material	60	64	64	67	69	70	79	69	82	69	102	69	99
LSF 2000	Lining*	356	382	390	407	424	432	458	437	475	475	509	488	530

* Lining for flat roof. This all-in-one solution includes PVC panels, vapour barrier and facings.

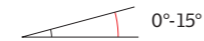
** Calculated for a reference size of 1.2x1.2 m and 300 mm upstand, in a 0° roof pitch.

*** On all rectangular sizes (electric and solar powered), the window opens on the long side. New sizes available autumn 2023.

All prices in EUR (€)
Find all sizes and prices on velux.eu



Roof pitch



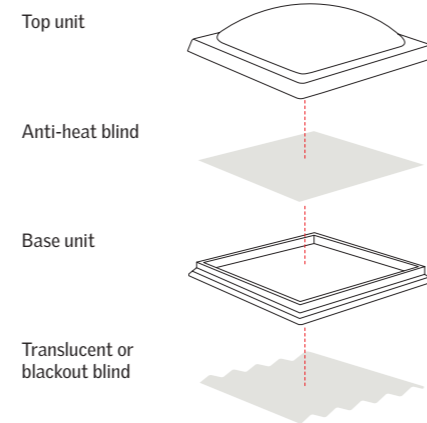
Details

- Opaque dome for optimal privacy or clear dome for daylight and view to the sky
- Base unit construction with insulating glass unit provides good thermal insulation
- Comes with double glazing
- Laminated insulated glass unit for safety
- Burglary resistant
- Comes in a fixed or electrically-vented variant
- Electrically-vented variant provides fresh air at the touch of a button and has an integrated rain sensor

* Complies with EU legislative requirements for burglary resistance, class 2

Blind options

- Considering blinds at the same time as the window is recommended. There are different blind options to choose from, both for heat protection and blackout purposes. See more about blinds options on page 148



Intelligent home control

- Combine your VELUX electric products with our intelligent home control solutions for multiple product operation, scheduling and automation

Read more on page 27

Dome with glazing

Fixed or electric option available

The VELUX dome with glazing is an advanced dome solution for installation in 0-15° roof pitches. It is an effective product for letting in daylight and fresh air, without compromising on energy efficiency and comfort with sun and heat protection products. The insulated base unit has an integrated 2-layer insulating glass unit and the polycarbonate top unit is available in a clear or opaque version.

- Good daylight area
- Good energy performance
- Classic design
- Good sound reduction



Available sizes	060060	060090	080080	090090	100100	090120	120120	100150	150150
Hole in roof (wxh) cm	60x60	60x90	80x80	90x90	100x100	90x120	120x120	100x150	150x150
External frame size (wxh) cm	78x78	78x108	98x98	108x108	118x118	108x138	138x138	118x168	168x168

Window opening***	U-VALUE**									
	W/m² K	Area								
h w										

Top unit											
ISD 0010	Clear polycarbonate dome	278	297	313	360	391	414	508	516	704	
ISD 0110	Opaque polycarbonate dome	278	297	313	360	391	414	508	516	704	

Base unit												
CVP 0673QVA	Electrically vented burglary-resistant base	0.80	3.4	1,075	1,104	1,128	1,199	1,246	1,281	1,376	1,411	1,607
CFP 0073QV	Fixed, burglary-resistant base	0.80	3.4	420	449	473	544	591	626	721	756	952



Installation accessories											
ZCE 0015	Extension kerb with flange 160 mm	262	277	280	292	301	304	343	358	442	
ZZZ 210	Securing kit for roofing material	60	64	64	67	69	70	79	82	102	
BBX 0000C	Vapour barrier collar	36	38	38	40	41	41	46	48	56	
LSF 2000	Lining*	356	382	390	407	424	432	458	475	509	

* Lining for flat roof. This all-in-one solution includes PVC panels, vapour barrier and facings.

** Calculated for a reference size of 1.2x1.2 m and 300 mm upstand, in a 0° roof pitch.

*** On all rectangular sizes (electric base unit), the window opens on the short side.

All prices in EUR (€)
Find all sizes and prices on velux.ie



Roof pitch



Details

- Available with 2 and 3-layer opaque dome skins in polycarbonate
- Opaque surface provides diffused daylight, improving the light needed for working
- Choose between 15 and 30 cm base unit
- Comes in a fixed or electrically-vented variant

Replacement frame

- Replace your existing, third-party dome solution with the help of a replacement frame
- A quick and easy solution for replacement purposes
- No need to install a new base unit
- Fits all VELUX dome tops

ZCJ 0000



Replacement kit for ventilation

- Turn your fixed VELUX dome solution into electrically ventilated with this replacement kit for ventilation
- Combine with replacement frame to upgrade third-party domes to ventilated

ZCJ 1210



Dome

Fixed or vented options for uninhabited rooms or buildings

The VELUX dome is a traditional dome solution for uninhabited rooms or buildings, such as warehouses, garages, sheds, or smaller industrial buildings. It is available in a fixed or vented version, and with 2 or 3-layer dome skins. A motor and vented frame can be added to the fixed variant to add ventilation – even after installation. Available with fall through grid for added safety. No blinds are available for this product.

- Basic daylight area
- Basic energy performance

Motor placement

- On all rectangular sizes, the motor is placed on the long side. Please refer to the installation instructions for further details



Available sizes	060060	090060	080080	090090	100100	120090	120120	150100	150150	200100
Hole in roof (wxh) cm	60x60	90x60	80x80	90x90	100x100	120x90	120x120	150x100	150x150	200x100
External frame size (wxh) cm	90x90	120x90	110x110	120x120	130x130	150x120	150x150	180x130	180x180	230x130

h w Window opening***	U-VALUE*		<input checked="" type="checkbox"/> <input type="checkbox"/> <input type="checkbox"/> <input type="checkbox"/> <input type="checkbox"/> <input type="checkbox"/> <input type="checkbox"/> <input type="checkbox"/> <input type="checkbox"/> <input type="checkbox"/> <input type="checkbox"/> <input type="checkbox"/>										
	W/m² K	Area m²											


Top unit												
ISJ 0112	2-layer polycarbonate dome skin	181	231	245	345	356	395	498	626	811	768	
ISJ 0113	3-layer polycarbonate dome skin	255	325	345	485	500	555	700	880	1,140	1,080	

Base unit		2-layer		3-layer										
CVJ 0210	Electric base unit 15 cm	2.0	1.6	3.1	869	911	932	978	999	1,006	1,076	1,140	1,281	1,288
CVJ 1210	Electric base unit 30 cm	2.0	1.6	3.1	1,126	1,168	1,189	1,235	1,256	1,263	1,333	1,397	1,538	-
CFJ 0010	Fixed base unit 15 cm	2.2	1.7	2.6	234	264	285	331	352	359	429	493	634	641
CFJ 1010	Fixed base unit 30 cm	2.2	1.7	2.6	368	398	419	465	486	493	563	627	768	-

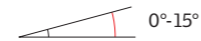
Installation accessories												
ZZZ 210J	Securing kit for roofing material	68	76	77	81	88	94	105	107	130	-	
ZCJ 0000	Replacement frame	174	180	189	208	215	213	256	236	-	-	
ZCJ 1210	Replacement kit for ventilation	542	-	567	598	609	-	676	-	-	-	

* Calculated for a reference size of 1.2x1.2 m and 300 mm upstand, in a 0° roof pitch.
 *** On all rectangular sizes (electric base unit), the window opens on the long side.

All prices in EUR (€)
 Find all sizes and prices on velux.ie



Roof pitch



Details

- Note: this product is not compatible with VELUX flat roof blinds FMG, FMK and MSG



Roof exit

The manually-operated flat roof exit window opens extra wide to provide easy access to the roof. Fully compliant with all relevant EU legislative requirements, the VELUX flat roof exit is a double glazed roof window with a laminated inner pane that prevents glass from splintering in the event of breakage. It is available with an opaque or clear polycarbonate dome.

- Extra-large opening for easy access to the roof
- Improved comfort with low-energy double glazing
- Tilted interior frame increases daylight in the room
- Opening angle of approximately 60°
- Excellent insulating value and sound reduction

Available sizes	100100	090120	120120
Hole in roof (wxh) cm	100x100	90x120	120x120
External frame size (wxh) cm	118x118	108x138	138x138

 Window opening**	U-VALUE*				
	W/m ² K	Area			

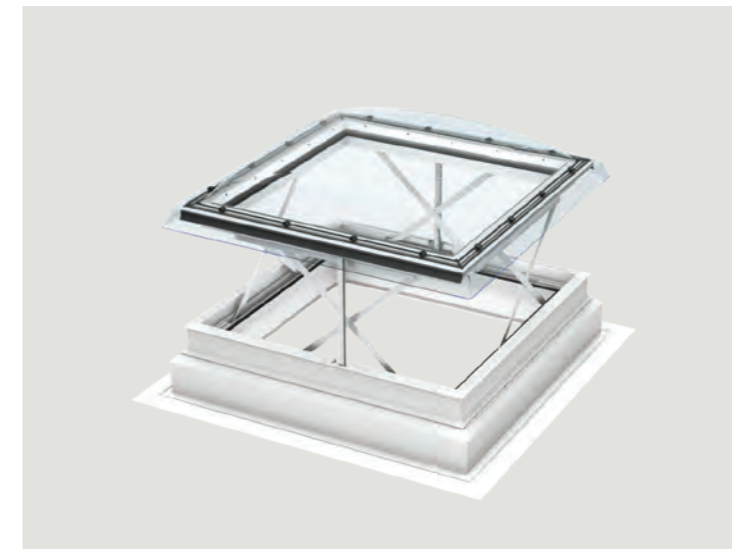
Top Cover					
ISD 0010	Clear polycarbonate dome	391	414	508	
ISD 0110	Opaque polycarbonate dome	391	414	508	

Base						
CXP 0473Q	Manually operated flat roof window base*	0.86	3.4	1,194	1,265	1,456

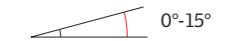
Accessories					
ZCE 0015	Extension kerb with flange 160 mm	301	304	343	
ZZZ 210	Securing kit for roofing material	69	70	79	

* Calculated for a reference size of 1.2x1.2 m and 300 mm upstand, in a 0° roof pitch.
** On the rectangular size, the window opens on the short side.

All prices in EUR (€)
Find all sizes and prices on velux.ie




Roof pitch



Details

- Compatible with VELUX flat roof blinds FSK and MSG. An approval by local fire authorities is needed before installation



Smoke ventilation

The smoke ventilation flat roof window automatically opens when smoke and fire are detected to release smoke and excess heat. It can also be opened for fresh air to improve the indoor climate. Its burglar-proof construction provides additional security while a laminated inner pane prevents glass from shattering if it breaks.

- Available for 1.13 m² (100x100 cm) or 1.48 m² (120x120 cm) of smoke-free geometric ventilation area
- Compliant with EU legislative requirements
- Automatically opens in case of fire
- Heavy-duty reliable scissor opening mechanism
- Low-energy double glazing with two energy coatings
- Tested and certified to EN ISO 12101-2

Available sizes	100100	120120
Hole in roof (wxh) cm	100x100	120x120
External frame size (wxh) cm	118x118	138x138

	U-VALUE*			
	W/m ² K	Area		



Smoke Ventilation System				
ISD 0010	Clear polycarbonate dome	391	508	
ISD 0110	Opaque polycarbonate dome	391	508	

Base					
CSP 1073Q	Flat roof smoke ventilation base unit	0.99	3.4	2,364	2,884

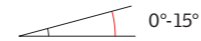
Specific smoke ventilation accessories				
KFC 210	Control unit for 1 CSP	-	862	
KFC 220	Control unit for 2 CSP	-	1,117	
KFA 100	Smoke detector	-	105	
KFK 100	Break-glass point	-	105	

* Calculated for a reference size of 1.2x1.2 m and 300 mm upstand, in a 0° roof pitch.

All prices in EUR (€)
Find all sizes and prices on velux.ie



Roof pitch



Exterior finish options



Jet Black
RAL9005

Traffic Grey
RAL7043

Rooflight options

- Fixed up to 4 m²
- Opening up to 4 m²
- Walk-on up to 2 m²
- Round up to Ø 1350 mm
- Unlimited up to 4 m² per module

Details

- The elegant choice for roof pitches from 0-15° (with a recommendation for the rooflights to be installed at a minimum pitch of 5°)
- Glass-to-edge flat glass top unit
- Unique window construction with a slim frame and invisible sash
- Available with double or triple glazing for excellent energy performance and sound reduction
- Laminated insulated glass unit for safety
- Burglary resistance*
- Comes in a fixed or electrically-vented variant
- Electrically-vented variant provides fresh air at the touch of a button and a pre-installed rain sensor
- io-homecontrol compatible including VELUX remote controls and VELUX ACTIVE

* Complies with EU legislative requirements for burglary resistance, class 2.

Blinds

- Our Bespoke Roller blind provides both light dimming and privacy, making it the perfect choice for dining spaces, living rooms, home offices and playrooms
- Slim and aesthetic design
- App Control available
- Pre-installed: Option of pre-installing your preferred blind, prior to delivery

* Sizing restrictions apply.

Contact us

vario@velux.com
+44 (0) 1592 778 246

Vario by VELUX

World class, bespoke flat rooflights

Design and build your rooflights just the way you want them with Vario by VELUX, the fully bespoke, made-to-measure rooflight range from the VELUX Group. Receive tailored support from our Daylight Experts and discover endless design variations using the Build Your Own configurator tool, available on the Vario website. The tool gives you a 3D illustration of your design and generates real-time prices.

- Bespoke designs for flat roofing projects
- Variety of shapes, colours and features
- Sizes up to 4 m² of clear internal glass
- Includes insulated wooden upstand (excl Round Rooflight)

For further information visit: vario.velux.com



Flat roof windows



Blinds and shutters

Heat protection products

Page 125

Anti-heat blackout shutter
Anti-heat blackout blind
Anti-heat blind

Roller blinds

Page 130

Translucent or blackout
Duo blackout
Nature collection
Replacement blackout blind
Colour by You
Children's collection

Pleated blinds

Page 140

Translucent or blackout energy

Venetian blinds

Page 144

Insect screen

Page 145

Blinds for flat roof windows

Page 146

Curved and flat glass roof lights – New generation
Dome with glazing



Block the heat on the outside of your roof windows with **VELUX Heat Protection** and keep your home cool on hot days and nights

Outdoor protection, indoor comfort

Our wide range of VELUX exterior anti-heat solutions effectively help you to protect your home from overheating so you can enjoy a comfortable indoor temperature, even on the hottest days or nights. Many products can be installed from the inside by yourself or an installer. Discover the blind or shutter that best meets the needs for your home.



Anti-heat blackout shutter

Heat protection, blackout and insulation

See more on page 125

	Heat protection	● ● ● ●
	Blackout	● ● ● ●
	Insulation	● ●
	Noise reduction	● ● ●
	Prevents burglary	● ● ●




Anti-heat blackout blind

Heat protection and blackout

See more on page 126

	Heat protection	● ● ●
	Blackout	● ● ●
	Insulation	●
	Noise reduction	● ● ●
	Prevents burglary	●





Anti-heat blind

Heat protection and transparency

See more on page 127

	Heat protection	● ● ●
	Blackout	
	Insulation	
	Noise reduction	● ● ●
	Prevents burglary	



0000

Indoor climate

- Heat protection, blackout and insulation

	Heat protection	● ● ● ●
	Blackout	● ● ● ●
	Insulation	● ●
	Noise reduction	● ● ●
	Prevents burglary	● ● ●

Intelligent home control

- Combine your VELUX solar and electrical products with our intelligent home control solutions for multiple product operation, scheduling and automation

Read more on page 27.

Anti-heat blackout shutter

Take full control of your indoor comfort with the superior heat protection and blackout offered by VELUX anti-heat blackout shutters. The ideal choice for complete, year-round protection. The sturdy exterior offers the very best outdoor protection.

- Total blackout
- Effective winter insulation
- Rain noise reduction
- Effective protection of roof window from break-ins
- Available in solar or electric operation with remote control
- Can be combined with a decorative interior blind and an insect screen


- All-in-one protection
- Best heat protection and sun screening

Most sold window sizes	CK01 C01	CK02 C02	CK04 C04	CK06 C06	MK04 M04	FK06 F06	5	MK06 M06	MK08 M08	UK04 U04	PK08 P08	SK06 S06	PK04 P04	PK10 P10	UK08 U08	
Sizes (w×h) cm	55×70	55×78	55×98	55×118	78×98	66×118	70×118	78×118	78×140	134×98	94×140	114×118	94×98	94×160	134×140	
	Solar SSL	594	594	634	654	674	682	682	708	748	816	810	822	728	850	950
	Electric SML	446	446	476	492	508	512	512	532	562	614	608	618	548	638	714
	Electric SMH*	-	-	-	-	-	716	-	746	788	-	852	866	-	-	-

Window size	FFK06	FFK08	FMK06	FMK08	FPK06	FPK08	MMK06	MMK08	FFKF06	FFKF08	
	127×118	127×140	139×118	139×140	155×118	155×140	151×118	151×140	188×118	188×140	
	Solar SSLs for 2in1 and 3in1	1,434	1,490	1,425	1,493	1,485	1,555	1,453	1,536	2,151	2,235

* SMH is designed for VELUX electric top-hung roof windows. KUX 110 control system is needed if you install a SML to a manually operated VELUX roof window. 2in1 sizes available March 2023.

All prices in EUR (€) Find all sizes and prices on velux.ie



0000

Indoor climate

- Heat protection and blackout

	Heat protection	●	●	●
	Blackout	●	●	●
	Insulation	●		
	Noise reduction	●	●	●
	Prevents burglary	●		

Intelligent home control

- Combine your VELUX solar and electrical products with our intelligent home control solutions for multiple product operation, scheduling and automation

Read more on page 27.

Anti-heat blackout blind

Beat the heat with this effective combination. VELUX anti-heat blackout blinds block heat and light and are ideal for those who want to keep comfortable indoors on hot days and sleep better on warm nights.

- Effective combination
- Great heat protection

- Blocks out light
- Rain noise reduction
- Tough, durable polyester fabric
- Available in solar-powered version with remote control
- Install from inside with or without professional help
- Can be combined with a decorative interior blind and an insect screen

Most sold window sizes	CK01 C01	CK02 C02	CK04 C04	CK06 C06	MK04 M04	FK06 F06	5	MK06 M06	MK08 M08	UK04 U04	PK08 P08	SK06 S06	PK04 P04	PK10 P10	UK08 U08
Sizes (w×h) cm	55×70	55×78	55×98	55×118	78×98	66×118	70×118	78×118	78×140	134×98	94×140	114×118	94×98	94×160	134×140
Solar SSS	424	424	452	468	482	486	-	506	534	582	578	588	520	606	680

Window size	FFK06	FFK08	FMK06	FMK08	FPK06	FPK08	MMK06	MMK08	FFKF06	FFKF08
Window size	127×118	127×140	139×118	139×140	155×118	155×140	151×118	151×140	188×118	188×140
Solar SSSS for 2in1 and 3in1	972	1,012	992	1,040	1,036	1,084	1,012	1,069	1,458	1,518

For old VELUX roof window generations (VES), a Z0Z 238 installation kit set is needed.
 For VELUX electric GPU roof windows, a Z0Z 229S kit is needed.
 For VELUX solar GGL/GGU in widths B---, C--- & F---, a Z0Z 246 kit is needed.
 2in1 sizes available March 2023.

All prices in EUR (€)
 Find all sizes and prices on velux.ie



5060

Indoor climate

- Heat protection and transparency

	Heat protection	●	●	●
	Blackout			
	Insulation			
	Noise reduction	●	●	●
	Prevents burglary			

Intelligent home control

- Combine your VELUX solar and electrical products with our intelligent home control solutions for multiple product operation, scheduling and automation

Read more on page 27.

Anti-heat blind

Keep your indoors cool and comfortable all day with VELUX anti-heat blinds that block incoming heat before it hits your VELUX roof windows. The ideal choice for home offices or living rooms where you want cooler temperatures and reduce glare on sunny days.

- Effective heat reduction
- Transparent fabric – lets in light and retains the view to the outside
- Rain noise reduction
- Available in solar and electric operation with app and remote control
- Easy installation from inside
- Can be combined with a decorative interior blind and an insect screen

Most sold window sizes	CK01 C01	CK02 C02	CK04 C04	CK06 C06	MK04 M04	FK06 F06	5	MK06 M06	MK08 M08	UK04 U04	PK08 P08	SK06 S06	PK04 P04	PK10 P10	UK08 U08
Sizes (w×h) cm	55×70	55×78	55×98	55×118	78×98	66×118	70×118	78×118	78×140	134×98	94×140	114×118	94×98	94×160	134×140
Solar MSL	374	374	400	414	426	430	-	448	472	516	512	520	460	536	600
Electric MML	334	334	358	368	380	384	-	400	422	460	456	464	410	480	536
Manual MHL	60	60	60	60	76	70	76	76	76	106	88	98	88	88	106

Window size	FFK06	FFK08	FMK06	FMK08	FPK06	FPK08	MMK06	MMK08	FFKF06	FFKF08
Window size	127×118	127×140	139×118	139×140	155×118	155×140	151×118	151×140	188×118	188×140
Solar MSLS for 2in1 and 3in1	860	894	878	919	916	959	895	945	1,290	1,341

For old VELUX roof window generations (VES), a Z0Z 238 installation kit set is needed.
 For VELUX electric GPU roof windows, a Z0Z 229S kit is needed.
 MSL installed on VELUX solar GGL/GGU in widths B---, C--- & F---, a Z0Z 246 kit is needed.
 2in1 sizes available March 2023.

All prices in EUR (€)
 Find all sizes and prices on velux.ie

Combine more products for optimal comfort


Pair your interior blinds with exterior blinds or shutters for heat protection

Buy your interior blind and anti-heat blind together and save 10%*



Heat protection plus blackout

Anti-heat blind + Blackout roller blind



Heat protection plus blackout and insulation

Anti-heat blind + Blackout energy pleated blind



Heat protection plus light dimming

Anti-heat blind + Translucent roller blind

*Only available on Standard (not Trend) colours. No promotional code required. Discount will be applied automatically.



Choose an exterior product for heat protection

See more on page 125



Pick your interior blind for light control

See more from page 130



Add an interior insect screen for further comfort


See more on page 145

Blinds and shutters



Colour options

Standard colours



Trend colours



Translucent roller blind

VELUX translucent roller blind provides basic privacy whilst still allowing in natural light. Perfect for living rooms, offices and playrooms.

- Softens incoming light and provides privacy
- Available with white or brushed aluminium side rails
- Available in solar, electric, or manual operation
- Combine with an exterior anti-heat blind or shutter for effective heat protection. Read more on page 125

Installation

- Quick and easy installation with patented mounting brackets

Intelligent home control

- Combine your VELUX solar and electrical products with our intelligent home control solutions for multiple product operation, scheduling and automation

Read more on page 27.

Certifications

- Standard 100 by OEKO-TEX® (1076-184 DTI) – contains no harmful substances
- STeP by OEKO-TEX® – sustainable textile production

Most sold window sizes		CK01 C01	CK02 C02	CK04 C04	CK06 C06	MK04 M04	FK06 F06	5	MK06 M06	MK08 M08	UK04 U04	PK08 P08	SK06 S06	PK04 P04	PK10 P10	UK08 U08
Sizes (w×h) cm		55×70	55×78	55×98	55×118	78×98	66×118	70×118	78×118	78×140	134×98	94×140	114×118	94×98	94×160	134×140
	Standard	186	186	192	200	204	206	206	210	218	240	232	236	216	240	260
	Trend	200	200	206	214	218	220	220	224	232	254	246	250	230	254	274
	Standard	176	176	182	190	194	196	196	200	208	230	222	226	206	230	250
	Trend	190	190	196	204	208	210	210	214	222	244	236	240	220	244	264
	Standard	82	82	88	96	100	102	102	106	114	136	128	132	112	136	156
	Trend	96	96	102	110	114	116	116	120	128	150	142	146	126	150	170

KUX 110 control system is needed if you install a RML to a manually operated VELUX roof window. To order the blind with white side channels, simply add WL to the end of your product code.

All prices in EUR (€)
Find all sizes and prices on velux.ie




Blinds and shutters




Colour options

Standard colours



Trend colours



Blackout roller blind

The VELUX blackout roller blind offers blackout for darkness anytime. Ideal for bedrooms to ensure a good night's sleep or daytime nap.

- Fabric offers complete blackout
- Available with white or brushed aluminium side rails
- Available in solar, electric or manual operation
- Combine with an exterior anti-heat blind or shutter for effective heat protection. Read more on page 125

Installation

- Quick and easy installation with patented mounting brackets

Intelligent home control

- Combine your VELUX solar and electrical products with our intelligent home control solutions for multiple product operation, scheduling and automation

Read more on page 27.

Certifications

- Standard 100 by OEKO-TEX® (1076-184 DTI) – contains no harmful substances
- STeP by OEKO-TEX® – sustainable textile production

Most sold window sizes		CK01	CK02	CK04	CK06	MK04	FK06	5	MK06	MK08	UK04	PK08	SK06	PK04	PK10	UK08
		C01	C02	C04	C06	M04	F06		M06	M08	U04	P08	S06	P04	P10	U08
Sizes (w×h) cm		55×70	55×78	55×98	55×118	78×98	66×118	70×118	78×118	78×140	134×98	94×140	114×118	94×98	94×160	134×140
	Standard	186	186	192	200	204	206	206	210	218	240	232	236	216	240	260
	Trend	200	200	206	214	218	220	220	224	232	254	246	250	230	254	274
	Standard	176	176	182	190	194	196	196	200	208	230	222	226	206	230	250
	Trend	190	190	196	204	208	210	210	214	222	244	236	240	220	244	264
	Standard	82	82	88	96	100	102	102	106	114	136	128	132	112	136	156
	Trend	96	96	102	110	114	116	116	120	128	150	142	146	126	150	170


KUX 110 control system is needed if you install a DML to a manually operated VELUX roof window. To order the blind with white side channels, simply add WL to the end of your product code.

All prices in EUR (€)
Find all sizes and prices on velux.ie




Colour options

Standard colours



Trend colours



Duo blackout roller blind

A blackout roller blind and translucent pleated blind in one. It offers the best of both worlds – blackout at night and softly diffused light during the day.

- Choose any colour blackout roller blind combined with white pleated blind (1016)
- Available with white or brushed aluminium side rails
- Available with manual operation
- Combine with an insect screen to prevent insects from interrupting your sleep. Read more on page 145



Always combined with white translucent pleated blind (1016)

Installation

- Quick and easy installation with patented mounting brackets.

Certifications

- Standard 100 by OEKO-TEX® (1076-184 DTI) – contains no harmful substances
- STeP by OEKO-TEX® – sustainable textile production

Most sold window sizes		CK01	CK02	CK04	CK06	MK04	FK06	5	MK06	MK08	UK04	PK08	SK06	PK04	PK10	UK08
		C01	C02	C04	C06	M04	F06		M06	M08	U04	P08	S06	P04	P10	U08
Sizes (w×h) cm		55×70	55×78	55×98	55×118	78×98	66×118	70×118	78×118	78×140	134×98	94×140	114×118	94×98	94×160	134×140
	Standard	106	106	114	124	128	132	132	138	148	178	166	172	146	176	204
	Trend	120	120	128	138	142	146	146	152	162	192	180	186	160	190	218

To order the blind with white side channels, simply add WL to the end of your product code.

All prices in EUR (€)
Find all sizes and prices on velux.ie

News
CO₂ reduced with recycled materials




Translucent roller blind RFY




Blackout roller blind DKY

Colour options

Blackout roller blind DKY



Translucent roller blind RFY



Nature Collection

For design and environmentally conscious consumers, our new Nature Collection blinds come in a range of colours that allow you to bring the peace and tranquillity of nature directly into your home. Primarily made from recycled materials, which halves their carbon footprint compared with other collections, they are the natural choice for getting the most out of your VELUX roof windows.

- Blackout roller blind DKY**
- Blackout – fabric offers complete blackout

- Translucent roller blind RFY**
- Softens incoming light and provides privacy

- Blackout roller blind DKY and Translucent roller blind RFY**
- Available with white or brushed aluminium side rails
 - Available with manual operation
 - Combine with an exterior shutter or anti-heat blind for effective heat protection. Read more on page 125

Installation

- Quick and easy installation with patented mounting brackets

Certifications

- Standard 100 by OEKO-TEX® (1076-184 DTI) – contains no harmful substances
- STeP by OEKO-TEX® – sustainable textile production

Most sold window sizes	CK02 C02	CK04 C04	CK06 C06	FK06 F06	MK04 M04	MK06 M06	MK08 M08	PK08 P08	PK10 P10	SK06 S06	SK08 S08	UK04 U04	UK08 U08
Sizes (w×h) cm	55×78	55×98	55×118	66×118	78×98	78×118	78×140	94×140	94×160	114×118	114×140	134×98	134×140
Manual operation	DKY 96	102	110	116	114	120	128	142	150	146	152	150	170
	RFY 96	102	110	116	114	120	128	142	150	146	152	150	170


To order the blind with white side channels, simply add WL to the end of your product code. Available March 2023.

All prices in EUR (€)
Find all sizes and prices on velux.ie



Colour options

Standard colours



Installation

- Quick and easy installation with patented mounting brackets

Basic blackout blind

The VELUX basic blackout blind is the perfect solution for roof windows manufactured before 2014. Ideal if you simply want to replace your old blind with a cost effective solution.

- Blackout effect
- Stepless positioning
- Only available for VELUX roof windows manufactured before 2014
- Available in 4 colours and comes with a 2-year guarantee

Most sold window sizes		C02	C04	M04	F06	M06	M08	U04	P08	S06	U08
Sizes (w×h) cm		55×78	55×98	78×98	66×118	78×118	78×140	134×98	94×140	114×118	134×140
Manual operation	DBL	56	60	70	72	74	80	96	90	92	110

All prices in EUR (€)
Find all sizes and prices on velux.ie



Colour by You

The Colour by You collection lets you customise your roller blinds. Choose from thousands of colours to create the look that you've been dreaming of. Get inspired by trying the colour selection tool at veluxshop.ie and start customising your blinds today.

- Available in translucent, blackout and duo blackout roller blinds
- Available with white or brushed aluminium side rails
- Available in solar, electric or manual operation
- Combine with an exterior anti-heat blind or shutter for effective heat protection. Read more on page 125

Most sold window sizes		CK01 C01	CK02 C02	CK04 C04	CK06 C06	MK04 M04	FK06 F06	MK06 M06	MK08 M08	UK04 U04	PK08 P08	SK06 S06	PK04 P04	PK10 P10	UK08 U08
Sizes (w×h) cm		55×70	55×78	55×98	55×118	78×98	66×118	78×118	78×140	134×98	94×140	114×118	94×98	94×160	134×140
Solar	RSL	200	200	206	214	218	220	224	232	254	246	250	230	254	274
	DSL	200	200	206	214	218	220	224	232	254	246	250	230	254	274
Electric	RML	190	190	196	204	208	210	214	222	244	236	240	220	244	264
	DML	190	190	196	204	208	210	214	222	244	236	240	220	244	264
Manual operation	RFL	96	96	102	110	114	116	120	128	150	142	146	126	150	170
	DKL	96	96	102	110	114	116	120	128	150	142	146	126	150	170
	DFD	120	120	128	138	142	146	152	162	192	180	186	160	190	218

To order the blind with white side channels, simply add WL to the end of your product code.

All prices in EUR (€)
Find all sizes and prices on velux.ie



Mobile
4665



Hot air balloons
4666



Kites
4667



Universe
4653



Racing cars
4654



Roads
4655



Pink stars
4659



Blue sky
4660



Green stars
4661

Children's collection

The greatest adventures start with a good night's sleep. Blackout roller blinds and duo blackout roller blinds are available in inspirational and cheerful designs perfect for kids' rooms.

Blackout roller blind (DKL)

- Fabric offers complete blackout
- Available with white or brushed aluminium side rails
- Available with manual operation

Duo blackout roller blind (DFD)

- Two ways to control light in one solution – blackout the room or soften incoming light
- Available with white or brushed aluminium side rails
- Choose any Children's collection blackout roller blind combined with white pleated blind (1016)
- Available with manual operation

Installation

- Quick and easy installation with patented mounting brackets

Certifications

- Standard 100 by OEKO-TEX® (1076-184 DTI) – contains no harmful substances
- STeP by OEKO-TEX® – sustainable textile production

Most sold window sizes	CK01 C01	CK02 C02	CK04 C04	CK06 C06	MK04 M04	FK06 F06	MK06 M06	MK08 M08	UK04 U04	PK08 P08	SK06 S06	PK04 P04	PK10 P10	UK08 U08	
Sizes (w×h) cm	55×70	55×78	55×98	55×118	78×98	66×118	78×118	78×140	134×98	94×140	114×118	94×98	94×160	134×140	
Manual DKL or DFD	Blackout	96	96	102	110	114	116	120	128	150	142	146	126	150	170
	Duo Blackout	120	120	128	138	142	146	152	162	192	180	186	160	190	218


To order the blind with white side channels, simply add WL to the end of your product code.

All prices in EUR (€)
Find all sizes and prices on velux.ie




Colour options

Standard colours




1016 1274 1259 1282


Trend colours



1276 1277 1278 1279



1280 1281 1256 1275



1283 1284 1285 1286

Translucent pleated blind

Decorative blinds that are an elegant way to provide privacy whilst diffusing soft natural light into your room.

- Dual control bars allow you to adjust the blind from both the top and the bottom of the roof window, letting in exactly the right amount of light (manual version only)
- Available with white or brushed aluminium side rails
- Available in solar, electric or manual operation
- Combine with an exterior anti-heat blind or shutter for effective heat protection. Read more on page 125

Installation

- Quick and easy installation with patented mounting brackets

Intelligent home control

- Combine your VELUX solar and electrical products with our intelligent home control solutions for multiple product operation, scheduling and automation

Read more on page 27.

Certifications

- Standard 100 by OEKO-TEX® (1076-184 DTI)
– contains no harmful substances
- STeP by OEKO-TEX®
– sustainable textile production

Most sold window sizes		CK01 C01	CK02 C02	CK04 C04	CK06 C06	MK04 M04	FK06 F06	5	MK06 M06	MK08 M08	UK04 U04	PK08 P08	SK06 S06	PK04 P04	PK10 P10	UK08 U08
Sizes (w×h) cm		55×70	55×78	55×98	55×118	78×98	66×118	70×118	78×118	78×140	134×98	94×140	114×118	94×98	94×160	134×140
	Standard	198	198	204	214	218	222	222	226	234	262	250	256	234	260	284
	Trend	212	212	218	228	232	236	236	240	248	276	264	270	248	274	298
	Standard	188	188	194	204	208	212	212	216	224	252	240	246	224	250	274
	Trend	202	202	208	218	222	226	226	230	238	266	254	260	238	264	288
	Standard	94	94	100	110	114	118	118	122	130	158	146	152	130	156	180
	Trend	108	108	114	124	128	132	132	136	144	172	160	166	144	170	194

KUX 110 control system is needed if you install a FML to a manually operated VELUX roof window. To order the blind with white side channels, simply add WL to the end of your product code.

All prices in EUR (€)
Find all sizes and prices on velux.ie




Blinds and shutters



Colour options

Standard colours



Trend colours



Blackout energy pleated blind

The unique design of these blinds provides up to 25% insulation all year round. Perfect for bedrooms that need blackout at night and extra insulation.

- Insulated for increased comfort
- Available with white or brushed aluminium side rails
- Available in solar, electric or manual operation
- Combine with an insect screen to prevent insects from interrupting your sleep. Read more on page 145

Installation

- Quick and easy installation with patented mounting brackets

Intelligent home control

- Combine your VELUX solar and electrical products with our intelligent home control solutions for multiple product operation, scheduling and automation

Read more on page 27.

Certifications

- Standard 100 by OEKO-TEX® (1076-184 DTI) – contains no harmful substances
- STeP by OEKO-TEX® – sustainable textile production

Most sold window sizes		CK01 C01	CK02 C02	CK04 C04	CK06 C06	MK04 M04	FK06 F06	5	MK06 M06	MK08 M08	UK04 U04	PK08 P08	SK06 S06	PK04 P04	PK10 P10	UK08 U08
Sizes (w×h) cm		55×70	55×78	55×98	55×118	78×98	66×118	70×118	78×118	78×140	134×98	94×140	114×118	94×98	94×160	134×140
Solar FSC	Standard	210	210	218	228	232	236	236	242	252	282	270	276	250	280	308
	Trend	224	224	232	242	246	250	250	256	266	296	284	290	264	294	322
Electric FMC	Standard	200	200	208	218	222	226	226	232	242	272	260	266	240	270	298
	Trend	214	214	222	232	236	240	240	246	256	286	274	280	254	284	312
Manual FHC	Standard	106	106	114	124	128	132	132	138	148	178	166	172	146	176	204
	Trend	120	120	128	138	142	146	146	152	162	192	180	186	160	190	218

KUX 110 control system is needed if you install a FMC to a manually operated VELUX roof window. To order the blind with white side channels, simply add WL to the end of your product code.

All prices in EUR (€) Find all sizes and prices on velux.ie



Colour options

Standard colour



7001

Trend colours



7057




7062



7063



7064



7065

Installation

- Quick and easy installation with patented mounting brackets

Details

- Unique and discreet tilt mechanism makes it very easy to tilt the slats

Venetian blind

The classic solution for light dimming and privacy. Perfect for bathrooms and kitchens.

- Moisture resistant
- Easy to clean
- Preserves your view while providing privacy
- Cordless operation
- Available with white or brushed aluminium side rails
- Available with manual operation
- Control the amount and direction of incoming light and shadows

Most sold window sizes	CK01 C01	CK02 C02	CK04 C04	CK06 C06	MK04 M04	FK06 F06	5	MK06 M06	MK08 M08	UK04 U04	PK08 P08	SK06 S06	PK04 P04	PK10 P10	UK08 U08	
Sizes (w×h) cm	55×70	55×78	55×98	55×118	78×98	66×118	70×118	78×118	78×140	134×98	94×140	114×118	94×98	94×160	134×140	
	Standard	106	106	114	124	128	132	132	138	148	178	166	172	146	176	204
	Trend	120	120	128	138	142	146	146	152	162	192	180	186	160	190	218

To order the blind with white side channels, simply add WL to the end of your product code.


All prices in EUR (€)
Find all sizes and prices on velux.ie



Insect screen

Enjoy fresh air without unwanted visitors. The screen is simple to operate, and can be combined with any other VELUX interior or exterior blind. It has transparent net fabric and stows neatly away in the slim top casing when not in use.

- 100% insect-proof material
- Transparent net fabric does not obstruct your view
- Durable, wind-resistant fabric for long-lasting performance
- Standard 100 by OEKO-TEX® (1076-184 DTI) - contains no harmful substances
- STeP by OEKO-TEX® - sustainable textile production



Determine the correct size

- Measure the inner wall width (A) and height (B) to find the size code and price of your insect screen in the table below
- If you have two heights (B) or heights above 2400 mm – two insect screens and one connector set ZOZ 157 SWL are needed

IMPORTANT:
Insect screen size codes may differ from window size code, please measure (A) and (B) and find correct size code in the table below before ordering

Installation


- Quick and easy installation

	0-438 mm	439-530 mm	531-640 mm	641-760 mm	761-922 mm	923-1120 mm	1121-1285 mm
	ZIL BK04	ZIL CK02	ZIL FK08	ZIL MK06	ZIL PK25	ZIL SK06	ZIL UK04
0-1600 mm	122	114	150	150	183	186	191
1601-2000 mm	SPECIAL ORDER	ZIL CK06	ZIL FK08	ZIL MK06	ZIL PK06	ZIL SK06	ZIL UK10
	-	134	150	150	164	186	230
2001-2400 mm	SPECIAL ORDER	SPECIAL ORDER	ZIL FK08	ZIL MK10	ZIL PK10	ZIL SK10	ZIL UK10
	-	-	150	179	190	216	230

All prices in EUR (€)
Find all sizes and prices on velux.ie




Anti-heat blind (MSU)




5070




Blackout blind (DSU)



4550



Insect screen (ZIU)



0000

New generation

For curved and flat glass rooflights

Anti-heat blind

The anti-heat blind provides light dimming and heat protection to maintain a cool and comfortable room. The blind is discreetly placed inside the rooflight, and is easily installed from the roof when installing the rooflight.

- Reduces overheating
- Semi-transparent fabric for light control and sky view
- Solar blind with remote control
- Not compatible with blackout blind

Blackout blind

VELUX blackout blind for glass rooflights blocks outside light for total darkness, anytime and is perfect for bedrooms. It is discreetly placed inside the rooflight and easily installed from the roof when installing the rooflight.

- Perfect sleep – day or night
- 99.9% blackout
- Great for bedrooms and media rooms
- Solar blind with remote control
- Not compatible with anti-heat blind

Insect screen

VELUX insect screen for glass rooflights lets you enjoy fresh air with a view to the sky without any insects. It comes in a contemporary white design, is easy to install and simple to remove for cleaning.

- Fresh air and 100% insect-proof
- Durable, transparent net fabric does not obstruct your view
- Can be combined with an anti-heat blind or a blackout blind
- Standard 100 by OEKO-TEX® (1076-184 DTI) - contains no harmful substances
- STeP by OEKO-TEX® - sustainable textile production



Blinds are placed inside the rooflight and mounting is therefore most convenient during the installation process.

		060060	080080	090060	090090	100100	120090	120120	150080	150100	150120	150150	200060	200100
Window size		60x60	80x80	90x60	90x90	100x100	120x90	120x120	NEW 150x80	150x100	NEW 150x120	150x150	NEW 200x60	200x100
	Solar MSU Anti-heat blind	355	371	363	378	386	405	421	398	425	440	483	432	506
	Solar DSU Blackout blind	355	371	363	378	386	405	421	398	425	440	483	432	506
	Manual insect screen ZIU Insect screen	82	85	83	87	89	93	97	91	98	101	111	99	116

Solar MSU and DSU can be combined with our intelligent home control solutions for multiple product operation, scheduling and automation. Read more about these solutions on page 27. New sizes available autumn 2023.

All prices in EUR (€) Find all sizes and prices on velux.ie




Anti-heat blind

VELUX anti-heat blind provides light dimming and heat protection so your indoor temperature stays cool and comfortable. This makes it perfect for living rooms with activity during the day. It is easy to install from the inside.

6090



Translucent pleated blind




1016

1259



Blackout energy pleated blind



1045

1047

For dome with glazing*

Anti-heat blind

VELUX anti-heat blind provides light dimming and heat protection so your indoor temperature stays cool and comfortable. This makes it perfect for living rooms with activity during the day. It is easy to install from the inside.

- Reduces solar heating
- Semi-transparent fabric lets in natural light
- Available in solar operation with app and remote control

Translucent pleated blind

VELUX pleated blind for flat roof windows provides soft daylight control in a decorative folding design. It is the perfect choice for living rooms with activity during the day.

- Softly diffuses incoming natural light
- Available in electric operation with app and remote control
- OEKO-TEX® Standard 100 certified (1076-184 DTI) – contains no harmful substances
- STeP by OEKO-TEX® - sustainable textile production

Blackout energy pleated blind

VELUX blackout energy pleated blind for flat roof windows darkens the room and protects against cold. This makes it the ideal choice for bedrooms and living rooms.

- Light dimming and insulating effect
- Available in solar or electric operation with app and remote control
- OEKO-TEX® Standard 100 certified (1076-184 DTI) – contains no harmful substances
- STeP by OEKO-TEX® - sustainable textile production

* Also compatible with Curved and Flat Glass roof windows bought before July 2021.



	External frame sizes (w×h) cm	060060 060090 080080 090090 100100 090120 120120 100150 150150												
		60×60	60×90	80×80	90×90	100×100	90×120	120×120	100×150	150×150				
Solar MSG	Anti-heat blind													
Solar FSK	Blackout energy pleated blind	336	343	351	358	361	372	379	387	-				
Electric FMG	Translucent pleated blind	299	306	312	319	322	331	338	344	-				
Electric FMK	Blackout energy pleated blind	308	315	322	328	332	342	348	355	418				

Solar MSG is not compatible with ISD 2093. Solar MSG and FSK and electric FMG and FMK can be combined with our intelligent home control solutions for multiple product operation, scheduling and automation. Read more about these solutions on page 27.

All prices in EUR (€)
Find all sizes and prices on velux.ie



Installing your genuine VELUX blinds is easier than you think

Install your genuine VELUX blinds in 15 minutes

Installing VELUX blinds requires no measuring, trimming, cutting or extra tools. They are made for a perfect fit, and everything you need is included in the package.

No need to cut or trim – just click on

Your VELUX windows have pre-installed brackets for your blinds. Simply click on the original VELUX blind and add the tailored side rails.

No need to measure

You can find your roof window's type and size on the window frame – see how on page 167. Then you can be sure that your new blind fits your roof window perfectly without having to take any measurements.

Easily replace your old blinds

It is straightforward to replace old blinds with new ones from VELUX. Everything needed is included in the package.





Sun tunnels

Sun tunnels

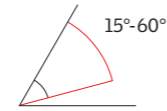
For sloped roofs

For flat roofs

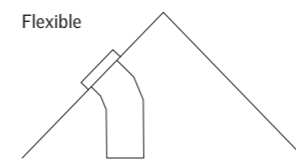
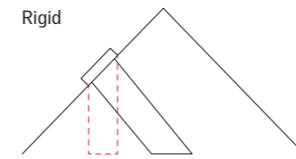
Page 154



Roof pitch



Tunnel options



Light diffuser Edge Glow

- Our Edge Glow light diffuser spreads the light from the sun tunnel throughout the room

See image on page 155.



Sun tunnel, sloped roof

Rigid and flexible tunnel options available

Add natural light to spaces where you never felt it was possible with VELUX sun tunnels. Perfect for windowless bathrooms, walk-in wardrobes and hallways.

Use rigid sun tunnels when there is direct access between the roof and the ceiling of the room. Flexible sun tunnels should be used when there is an object, such as a beam, restricting access.

Rigid sun tunnels

- Recommended for maximum daylight, due to the super high reflective coating
- Up to 98% daylight reflectivity for optimal natural light conditions
- Elegant, maintenance-free exterior glass module
- Recommended tunnel length 0.9-6 m
- 1.7 m tunnel supplied (ZTR extensions are available)
- Available in 25 cm and 35 cm diameters

Flexible sun tunnels

- Flexible fibreglass tunnel, with reflective inner coating
- Elegant maintenance-free exterior glass module
- Recommended tunnel length is 1.5 m
- 2 m tunnel supplied
- Available in 35 cm diameter

Tunnel Diameter	10"/25 cm	14"/35 cm
External frame size (w×h) cm	37×37	46×46

Rigid sun tunnels

TWR 0K10 2010	25 cm diameter rigid tunnel for tiles up to 120 mm in profile.	425	-
TLR 0K10 2010	25 cm diameter rigid tunnel for slate up to 8 mm thick.	425	-
TWR 0K14 2010	35 cm diameter rigid tunnel for tiles up to 120 mm in profile.	-	489
TLR 0K14 2010	35 cm diameter rigid tunnel for slate up to 8 mm thick.	-	489


Flexible Sun Tunnels

TWF 0K14 2010	35 cm diameter flexible tunnel for tiles up to 120 mm in profile.	-	424
TLF 0K14 2010	35 cm diameter flexible tunnel for slate up to 8 mm thick.	-	424

Accessories

ZTR 0K10 0062	600 mm extension section for 25 cm rigid diameter sun tunnel.	91	-
ZTR 0K14 0062	600 mm extension section for 35 cm rigid diameter sun tunnel.	-	91
ZTR 0K14 0124	1,200 mm extension section for 35 cm rigid diameter sun tunnel.	-	174
ZTL 014	Low-energy light kit for 25 cm and 35 cm, fits inside tunnel, requires mains connection. Bulb supplied.	-	108

All prices in EUR (€)
Find all sizes and prices on velux.ie

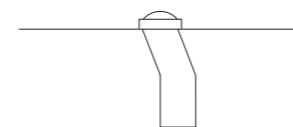


Roof pitch



Tunnel options

Flexible



Light diffuser Edge Glow

- Our Edge Glow light diffuser spreads the light from the sun tunnel throughout the room

See image on page 157.

Sun tunnel, flat roof

Flexible tunnel

Used for installation in flat roofs to bring natural light into areas of the house where a flat roof window installation is either not possible or not appropriate. The frame is made of white PVC. Supplied with polycarbonate dome.

Flexible sun tunnels

- Flexible fibreglass tunnel, with reflective inner coating
- Recommended tunnel length for flat roof is between 0.2 m and 0.9 m
- 0.9 m tunnel supplied
- Available in 35 cm diameter

Tunnel diameter	14"/35 cm
External frame size (wxh) cm	60x60



Flexible sun tunnels

TCF OK14 1010	35 cm diameter flat roof flexible tunnel with polycarbonate cover.	513
---------------	--	-----

Accessories

ZTL 014	Low-energy light kit for 10" and 14", fits inside tunnel, requires mains connection. Bulb supplied.	108
---------	---	-----

All prices in EUR (€)
Find all sizes and prices on velux.ie



Accessories



Accessories

Page 160

- Electric accessories
- Rod controls
- Locks and restrictors
- Maintenance kits
- Installation tools

Smoke ventilation systems

Page 162



KUX 110



KSX 100K



KLB 100



KLI 311, 312 and 313




KLF 200



KSX 100



ZCT 100 and ZCT 200K



ZOX 085



ZOX 012K1



ZOX 010KC S011



ZZZ 129KI and ZZZ 130KI



ZZZ 131KI



ZZZ 176KI



ZZZ 258

Roof window accessories

Electric accessories

Power supply KUX 110

Power supply for remote operation of VELUX electric anti-heat shutters and blinds or interior blinds on a manual roof window or fixed flat roof window.

Upgrade kit KSX 100K

Complete solar-powered upgrade kit for VELUX manual centre-pivot roof window. Upgrades manual roof windows to remote operation with no wiring needed. Includes rain sensor. For windows manufactured after February 2014. Not compatible with CK01, CK02, MK27, PK25 and SK01.

Battery back up KLB 100

The battery backup ensures that if there is a power outage, VELUX electrically operated windows are closed and VELUX electrically operated blinds/shutters raised. It is recommended for use in regions affected by frequent power failures.

VELUX Wall switch – roof windows KLI 311

The wireless wall switch KLI 311 lets you conveniently open, close and stop VELUX solar and electrically operated

roof windows or VELUX roof windows that have been upgraded for electric or solar operation. One switch can be used to operate several roof windows.

VELUX Wall switch – interior sunscreening KLI 312

The wireless wall switch KLI 312 lets you conveniently open, close and stop VELUX solar and electrically operated interior blinds. One switch can be used to operate several blinds.

VELUX Wall switch – exterior heat protection KLI 313

The wall switch KLI 313 lets you conveniently open, stop and close solar or electrically operated VELUX exterior anti-heat shutters and blinds. One switch can be used to operate several exterior blinds or shutters.

VELUX Interface KLF 200

KLF 200 is programmable and can be used for operation of io-homecontrol® compatible electrical products via external control devices like switches and sensors (potential-free contacts). Can operate 5 products or 5 groups with up to 200 electrical products. Can also be used as a io-homecontrol® repeater.

Upgrade kit KSX 100

Complete solar-powered upgrade kit for VELUX manual centre-pivot roof window. Upgrades manual roof windows to remote operation with no wiring needed. Includes rain sensor. For windows manufactured between April 1986 and January 2014. Not compatible with M27, P25 and 425.

Rod controls

Telescopic control rod ZCT 200K

The 100-180 cm expandable rod enables operation of VELUX manually operated centre-pivot roof windows, interior blinds and insect screens installed out-of-reach.

Control rod extension ZCT 100

Extension piece for telescopic control rod ZCT 200K, adding 100 cm to the up to 180 cm long telescopic control rod.

Interior blind adaptor ZOX 085

Adaptor to allow remote operation of interior blind by control rod ZCT 200K.

Locks and restrictors

Security lock ZOX 012K1

Extra security lock for VELUX centre-pivot roof windows that prevents the roof windows from being opened from the inside without a key.

Opening Restrictor with key ZOX 010KC S011

Opening restrictor (safety latch) that prevents VELUX centre-pivot roof windows from opening more than 10 cm. Suitable for roof windows of frame height 98 cm and above.

Maintenance kits

ZZZ 129KI

Professional repair kit designed to cover up marks and top finish scratches on VELUX white polyurethane roof windows.

ZZZ 130KI

Professional repair kit designed to repair marks and top finish scratches on VELUX white painted roof windows.

ZZZ 131KI

Care kit for VELUX white painted roof windows. Includes special cleaner for removal of oil and grease, protector to restore the water-repellent surface and an application sponge.

ZZZ 176KI

Professional repair kit designed to repair marks and top finish scratches on VELUX clear lacquered roof windows.

Installation tools

ZZZ 258

The VELUX Protect Tool consists of 3 flexible, rubber profiles that are fitted onto the bottom and side frames to prevent the sash from making marks in the window during installation. Can be used with VELUX sloping roof window types and sizes.

Electric accessories	
KUX 110	147
KSX 100K	321
KSX 100	321
KLB 100	218
KLI 311	27
KLI 312	27
KLI 313	27
KLF 200	167
Rod controls	
ZCT 100	21
ZCT 200K	35
ZOX 085	9
Locks and restrictors	
ZOX 012K1	71
ZOX 010KC S011	69
Maintenance kits	
ZZZ 129KI	18
ZZZ 130KI	18
ZZZ 131KI	40
ZZZ 176KI	18
Installation tools	
ZZZ 258	36

All prices in EUR (€)
Find all sizes and prices on velux.ie



KFC 210



KFC 220



KFA 100



KFK 200



KFK 100



KLA 200

Accessories for smoke ventilation systems

Control systems

Control systems for smoke ventilation windows

Connection options for higher level external control systems and fire alarm systems. Integrated forwarding of alarm and error messages as well as timed ventilation function.

KFC 210

VELUX smoke ventilation control system

- 1 control unit for connecting up to – 4 smoke ventilation pitched roof windows OR 1 smoke ventilation flat roof window. Includes battery backup for at least 72 hours, with integrated main control panel and ventilation switches
- For the control systems, the accessories must be ordered separately

KFC 220

VELUX smoke ventilation control system

- 1 control unit for connecting up to – 8 smoke ventilation pitched roof windows OR 2 smoke ventilation flat roof window. Includes battery backup for at least 72 hours, with integrated main control panel and ventilation switches
- For the control systems, the accessories must be ordered separately

Accessories

KFA 100

Diffused light smoke detector, white

KFK 200

Ventilation switch, concealed, pearl white

KFK 100

Break glass unit, grey

KLA 200

Rain sensor, grey, in combination with a KFX controller or KFC 210/220 controller and VELUX GGL/GGU smoke ventilation pitched-roof window

Control systems

KFC 210	862
KFC 220	1,117

Accessories

KFA 100	105
KFK 200	58
KFK 100	105
KLA 200	84

All prices in EUR (€)
Find all sizes and prices on velux.ie

Practical information

Practical information

Page 165

VELUX installation training

Dealer information

After sales service

VELUX Rewards

Online professional tools

Guarantees

Size and replacement

Page 167

Roof window replacement

The VELUX product code system

The VELUX product code system

Page 168

How to locate your window type and size

Replacement of interior trim

Compatibility table

Page 169



Practical information



VELUX installation training

We offer different training formats to suit your business needs. You can attend our installation and product courses online via the VELUX Online Training Academy, at our training facilities, or our mobile training unit can visit your site for tailor-made training for your team (subject to terms).

Find out more at velux.ie/training

Interested in becoming a VELUX Certified Installer? Go to velux.ie/certified to find out more information



VELUX Rewards

You can earn rewards with a large range of VELUX products all year round! Simply sign up for a VELUX Rewards account and upload invoices for any qualifying products. Once approved, your account will be credited with points that you can spend with our large range of top-brand partners. With between €3-€30 Rewards available on most products, your points can really add up, so make sure you claim every time! Terms and conditions apply.

Register at velux.ie/rewards



Dealer information

The easiest way to place a merchant order is via our Dealer Extranet or EDI platforms. VELUX Dealer Extranet offers a number of additional features, such as creating quotes, client quotes, delivery track and trace, return requests and much, much more.

Access Dealer Extranet at dealerextranet3.velux.ie

EDI (Electronic Data Interchange) may be a suitable option for merchants who place a large number of orders each month. VELUX can accommodate a number of different EDI formats.

To explore options, please email: etrading@velux.ie with your requirements.



Online professional tools

The VELUX website contains everything you need to know about our products and installation. The latest product information, installation instructions and a number of visualisation tools can be found online.

See all tools and resources at velux.ie/professional



Guarantees

All VELUX products and accessories are thoroughly tested to deliver the high quality you expect. In the rare event that your VELUX product doesn't meet your expectations, we offer the following guarantees:

10-year
VELUX pitched and flat roof windows, sun tunnels and sealing products

3-year
Interior blinds and Insect screen, external shutters and blinds, motors and accessories for solar and electric products

3-year
Solar or electric external blinds and anti-heat blinds

2-year
Roof windows for uninhabited spaces

In addition, we ensure that spare parts are available for products that are up to 25 years old.



After sales service

Whether you want to get installation advice, ask a question about a specific product or get tips for your construction project, the VELUX Customer Care team is here to help:

Business customers
01 816 1620

Homeowners
01 816 1620

Project support
01 816 1603



Roof window replacement

Replacing a VELUX roof window is easier than you think. It can be done in as little as 4 hours, and it allows for improved energy efficiency, a better indoor climate and more daylight and fresh air.

- Same standard VELUX sizes available
- Usually fitted quickly and easily from the inside
- Minimal mess and disruption to internal finish

How to locate the window type and size

The same standard sizes are still available today and there are plenty of opportunities for upgrading. Flashing for replacements can be found on page 101.

For advice on what type of operation and finish of roof window to select go to page 20.

Start your replacement journey with a VELUX Certified Installer: velux.ie/replacement



From 2012	<p>Type Size</p>
1998-2011	<p>Type Size</p>
1992-1998	<p>Type Size</p>
Before 1992	<p>Type Size</p>

The VELUX product code system

All VELUX products use the following classification code system:

GGL MK06 2070 21

Window type **GGL** MK06 2070 21
 Window size GGL **MK06** 2070 21
 Interior finish GGL MK06 **2070** 21
 Exterior finish GGL MK06 2070 **21**
 Glazing GGL MK06 2070 **21**
 Operation GGL MK06 2070 **21**

Window types

GBL	Low pitch roof window in pine
GCL	Roof window for heritage, conservation and historical buildings
GGU	Centre-pivot roof window in white polyurethane
GGL	Centre-pivot roof window in pine
GGLS	Centre-pivot 2in1 or 3in1 roof window in pine
GPLS	Top-hung 2in1 or 3in1 roof window in pine
GPU	Top-hung roof window in polyurethane, 45°
GPL	Top-hung roof window in pine, 45°
GIU	Sloping extension window element in polyurethane
GIL	Sloping extension window element in pine
VIU	Fixed vertical extension window element in polyurethane
VFE	Openable vertical window element in pine, tilt inwards
VFA	Openable vertical window element in pine, tilt and turn inwards/left-hinged
VFB	Openable vertical window element in pine, tilt and turn inwards/right-hinged
GDL	Roof balcony in pine
GEL	Top-hung roof terrace section in pine
VEA	Left-hinged vertical roof terrace section in pine
VEB	Right-hinged vertical roof terrace section in pine
VEC	Fixed vertical roof terrace section in pine
GVT	Side-hung craftsman's roof exit for uninhabited rooms (black polyurethane)
TWF/TLF	Flexible sun tunnel
TWR/TLR	Rigid sun tunnel
CVU	Solar or electric flat roof window
CFU	Fixed flat roof window
CSP	Flat roof smoke ventilation window
CXP	Flat roof exit window, 60°

Window size

See all sizes on VELUX size and compatibilities chart on page 170

Compatible roof windows, flashing frames, other built-in products and corresponding interior roller blinds are marked with a 'K' in the size code

Interior finish

- 0 White polyurethane
- 2 White painted wood
- 3 Clear lacquered pine

Exterior cover

- 0 Aluminium

Glazing

70 2-layer glazing with rain noise reduction, laminated safety glass, UV protection and extra toughened glass

68 3-layer glazing for improved energy efficiency

66 3-layer glazing for high energy efficiency with easy to clean and anti-dew coatings

67 Our best performing 3-layer glazing delivering optimal energy efficiency and indoor comfort

Operation

21U Electrically operated roof window

30 Solar-powered roof window

40 Smoke ventilation


Compatibility table

Window generation	Size window	BLINDS	ANTI-HEAT BLINDS		ANTI-HEAT BLACKOUT BLINDS	ANTI-HEAT BLACKOUT SHUTTERS
		Blinds	Manual (MHL)	Solar (MSL) and Electric (MML)	Solar (SSS)	Solar (SSL) and Electric (SML)
Since 2014	CK01	CK01	CK00	CK01	CK01	CK01
New Generation	CK02	CK02	CK00	CK02	CK02	CK02
	CK04	CK04	CK00	CK04	CK04	CK04
	CK06	CK06	CK00	CK06	CK06	CK06
	FK06	FK06	FK00	FK06	FK06	FK06
	FK08	FK08	FK00	FK08	FK08	FK08
	MK04	MK04	MK00	MK04	MK04	MK04
	MK06	MK06	MK00	MK06	MK06	MK06
	MK08	MK08	MK00	MK08	MK08	MK08
	PK04	PK04	PK00	PK04	PK04	PK04
	PK06	PK06	PK00	PK06	PK06	PK06
	PK08	PK08	PK00	PK08	PK08	PK08
	PK10	PK10	PK00	PK10	PK10	PK10
	SK01	SK01	SK00	SK01	SK01	SK01
	SK06	SK06	SK00	SK06	SK06	SK06
	SK08	SK08	SK00	SK08	SK08	SK08
	UK04	UK04	UK00	UK04	UK04	UK04
	UK08	UK08	UK00	UK08	UK08	UK08
Since 2001	C01	C01	CK00	CK01	CK01	CK01
V21	C02	C02	CK00	CK02	CK02	CK02
	C04	C04	CK00	CK04	CK04	CK04
	C06	C06	CK00	CK06	CK06	CK06
	F06	F06	FK00	FK06	FK06	FK06
	F08	F08	FK00	FK08	FK08	FK08
	M04	M04	MK00	MK04	MK04	MK04
	M06	M06	MK00	MK06	MK06	MK06
	M08	M08	MK00	MK08	MK08	MK08
	P04	P04	PK00	PK04	PK04	PK04
	P06	P06	PK00	PK06	PK06	PK06
	P08	P08	PK00	PK08	PK08	PK08
	P10	P10	PK00	PK10	PK10	PK10
	S01	S01	SK00	SK01	SK01	SK01
	S06	S06	SK00	SK06	SK06	SK06
	S08	S08	SK00	SK08	SK08	SK08
	U04	U04	UK00	UK04	UK04	UK04
	U08	U08	UK00	UK08	UK08	UK08
Between 1992 and 2000	101	101	100	CK01	CK01	CK01
VES	102	102	100	CK02	CK02	CK02
	104	104	100	CK04	CK04	CK04
	206	206	200	FK06	FK06	FK06
	304	M04	MK00	MK04	MK04	MK04
	306	M06	MK00	MK06	MK06	MK06
	308	M08	MK00	MK08	MK08	MK08
	404	P04	PK00	PK04	PK04	PK04
	406	P06	PK00	PK06	PK06	PK06
	408	P08	PK00	PK08	PK08	PK08
	410	P10	PK00	PK10	PK10	PK10
	601	S01	SK00	SK01	SK01	SK01
	606	S06	SK00	SK06	SK06	SK06
	608	S08	SK00	SK08	SK08	SK08
	804	U04	UK00	UK04	UK04	UK04
	808	U08	UK00	UK08	UK08	UK08
Before 1992	9	C01	CK00	CK01	CK01	CK01
VKI	6	C04	CK00	CK04	CK04	CK04
	5	5	5	5	5	5
	1	M04	MK00	MK04	MK04	MK04
	14	M06	MK00	MK06	MK06	MK06
	2	M08	MK00	MK08	MK08	MK08
	3	P10	PK00	PK10	PK10	PK10
	31	P04	PK00	PK04	PK04	PK04
	4	S06	SK00	SK06	SK06	SK06
	10	S08	SK00	SK08	SK08	SK08
	7	U04	UK00	UK04	UK04	UK04
	8	U08	UK00	UK08	UK08	UK08

Size and replacement

Looking to replace your existing VELUX roof window?
Use the size guide to locate your current window code
and the replacement code.

Using our size guide



Roof windows

External frame sizes (w×h) mm	472	550	660	780	942	1140	1340
550					PK25 GGL 425 P25		
624				MK27 GGL M27			
698		CK01 9 GGL 101 GGU C01				SK01 GGL 601 S01	
778		CK02 GGL 102 GGU C02					
978	BK04 GGL 804 B04	CK04 GGL 6 GGU 104 GPU C04	FK04 GGL 204 GGU F04	MK04 GGL 1 GGU 304 GPU M04	PK04 GGL 31 GGU 404 GPU P04		UK04 GGL 7 GPL 804 GGU U04
1178		CK06 GGL GPL GGU GPU C06	FK06 GGL GPL (5)* GGU 206 GPU F06	MK06 GGL 14 GPL 306 GGU M06	PK06 GGL 406 GPL P06	SK06 GGL 4 GPL 606 GGU S06	UK06 GGL
1398			FK08 GGL GPL GGU GPU F08	MK08 GGL 2 GPL 308 GGU M08	PK08 GGL 408 GPL P08	SK08 GGL 10 GPL 608 GGU S08	UK08 GGL 8 GPL 808 GGU U08
1600				MK10 GGL 13 GPL 310 GGU M10 GPU	PK10 GGL 3 GPL 410 GGU P10 GPU	SK10 GGL 610 GPL S10 GPU	UK10 GGL 810 GGU U10
1800				MK12 GGL 312 M12			

* GGL 5 is 700mm wide

Roof terrace

External frame sizes (w×h) mm	780
1360	M08 GEL 308
1090	M35 VEA VEB VEC 335

Cold room windows

External frame sizes (w×h) mm	460	540
610	GVK	
830		103 GVT

2in1 and 3in1 roof windows

External frame sizes (w×h) mm	1270	1390	1510	1552	1880
1178	FFK06 GGLS GPLS	FMK06 GGLS GPLS	MMK06 GGLS GPLS	FPK06 GGLS GPLS	FFKF06 GGLS GPLS
1398	FFK08 GGLS GPLS	FMK08 GGLS GPLS	MMK06 GGLS GPLS	FPK08 GGLS GPLS	FFKF08 GGLS GPLS

Heritage conservation roof windows

External frame sizes (w x h) mm. When installing, additional 20 mm are required around the frame for the pre-installed insulation material

External frame sizes (w x h) mm	550	660	780	942	1140
978	CC04 GCL				
1178	CC06 GCL	FC06 GCL	MC06 GCL		
1398		FC08 GCL	MC08 GCL	PC08 GCL	SC08 GCL
1600					SC10 GCL

Roof balcony

External frame sizes (w×h) mm

External frame sizes (w×h) mm	780	942	1140
2520	MK19 (MK10) (MK34)	PK19 (PK10) (PK34)	SK19 (SK10) (SK34)

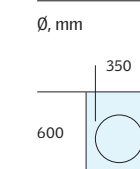
Sloping extension elements

External frame sizes (w×h) mm	472	550	660	780	942	1140	1340
920			FK34 GIU	MK34 GIL 334 GIU M34	PK34 GIL 434 GIU P34	SK34 GIL 634 GIU S34	UK34 GIL 834 GIU U34



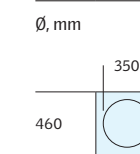
FSC® certification supports good forest management where the health and safety of forest workers is secured and forest wildlife is well looked after.

Flat roof sun tunnel Ø 350



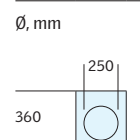
OK14
TCF

Sun tunnel Ø 350



OK14
TWR
TLR TWF
TLF

Sun tunnel Ø 250



OK10
TWR
TLR

Flat roof windows

Available sizes (w×h) mm

	600	800	900	1000	1200	1500	2000
600	060060 CFP CVP CFJ CVJ CFU CVU		090060 CFJ CFU				200060 CFU CVU
800		080080 CFP CVP CFJ CFU CVJ CVU				150080 CFU CVU	
900	060090 CFP CVP		090090 CFP CVP CFJ CFU CVJ CVU		120090 CFJ CVJ CFU CVU		
1000				100100 CFP CVP CXP CSP	CFJ CVJ CFU CVU	150100 CFJ CVJ CFU CVU	200100 CFJ CVJ CFU CVU
1200			090120 CFP CVP CXP		120120 CFP CVP CXP CSP	CFJ CVJ CFU CVU	150120 CFU CVU
1500				100150 CFP CVP		150150 CFP CVP CFJ CVJ CFU CVU	

Base unit height 150 mm: CFP, CVP, CXP, CSP, CFU, CVU, CFJ, CVJ
 Base unit height 300 mm: CFJ, CVJ
 Base unit height 500 mm: CFJ, CVJ
 CFJ/CVJ 200100 only base unit height 150 mm

Vertical elements





External frame sizes (w×h) mm

	780	942	1140	1340
601	MK31 VFE 1/2-60 331 VIU M31	PK31 VFE 431 VIU 3-60 P31	SK31 VFE 631 VIU 4/10-60 S31	UK31 VFE 831 VIU 7/8-60 U31
955	MK35 VFE 1/2-95 334 VIU M34	PK35 VFE 434 VIU 3-95 P34	SK35 VFE 634 VIU 4/10-95 S34	UK35 VFE 834 VIU 7/8-60 U34
1155	MK36 VFE 1/2-115 336 VIU M36	PK36 VFE 436 VIU P36	SK36 VFE 636 VIU S36	UK36 VFE VIU
1375	MK38 VFE 338 VIU M38	PK38 VFE 438 VIU P38	SK38 VFE 638 VIU S38	UK38 VFE VIU

VELUX Company Ltd
 Woodside Way
 Glenrothes
 Fife
 Scotland
 KY7 4ND

Tel: 01 816 1620

Email: sales@velux.ie
 Website: velux.ie

 facebook.com/VELUXGBI
 twitter.com/VELUXGBI
 pinterest.com/VELUXGBI
 instagram.com/VELUX



TRANSFORMING
 SPACES

VELUX RESERVE THE RIGHT TO PRINTING MISTAKES AND ERRORS IN THIS CATALOGUE